


**Ing. Jacopo TACCINI**



via del Rio, 2 - 56025 PONTEDERA PI  
e-mail: [jacopo.taccini@sta-eng.it](mailto:jacopo.taccini@sta-eng.it)  
Cell. +39.328.4564561  
PEC: [jacopo.taccini@ingpec.eu](mailto:jacopo.taccini@ingpec.eu)  
Curriculum: <http://www.l2l.it/JTaccini>



Il Progettista

ALLEGATO:

**AII**

**PROGETTO ESECUTIVO**

Il Direttore dei Lavori

**OGGETTO:** Studio idrologico ed idraulico del Rio Magno per variante semplificata al Regolamento Urbanistico del Comune di Buti

**UBICAZIONE:** BUTI PI

**COMMITTENTE:** Comune di BUTI

**ELABORATO:** ALLEGATO IDRAULICO

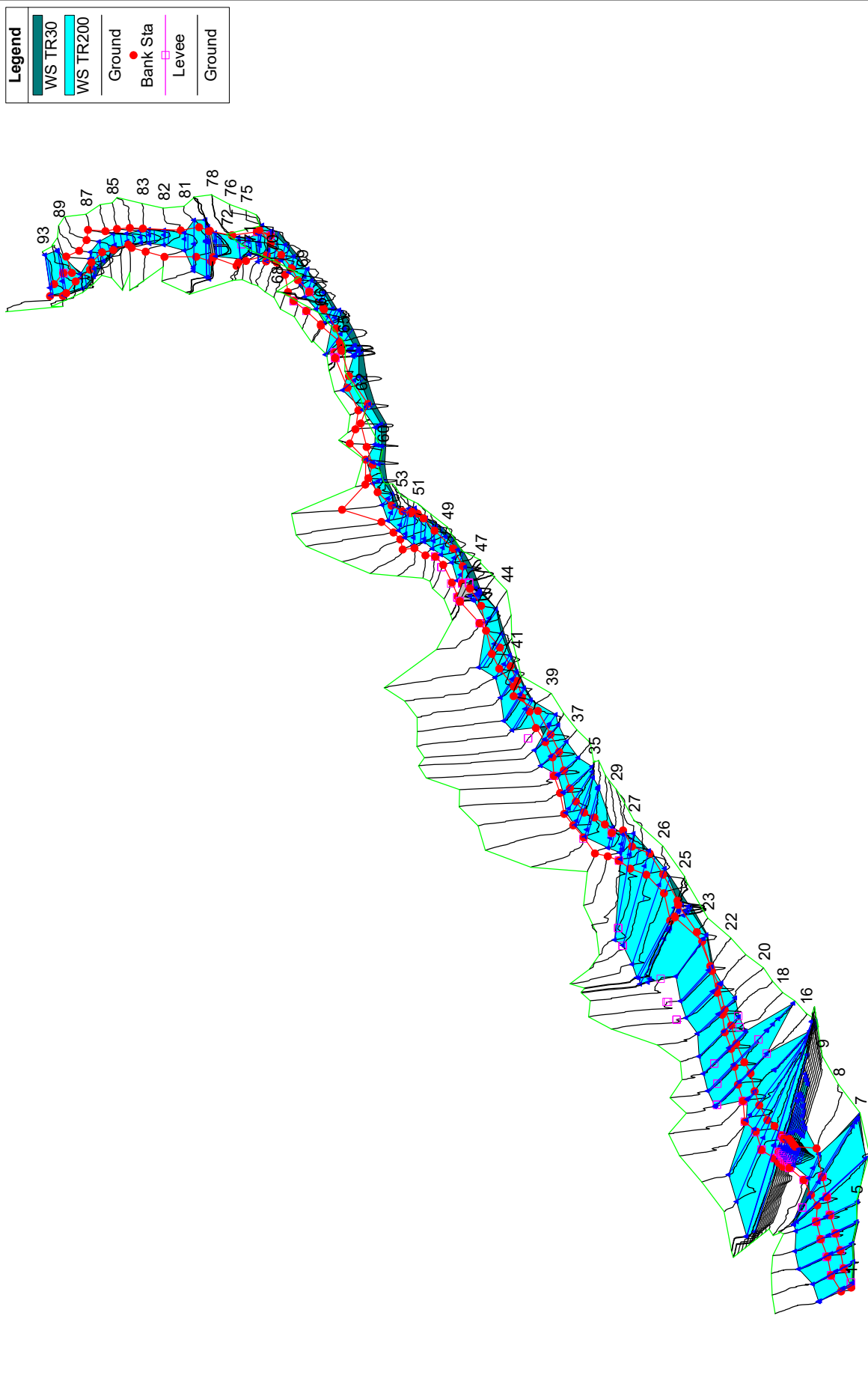
**DATA:** Luglio 2016

**Pr. n°:** 16-022

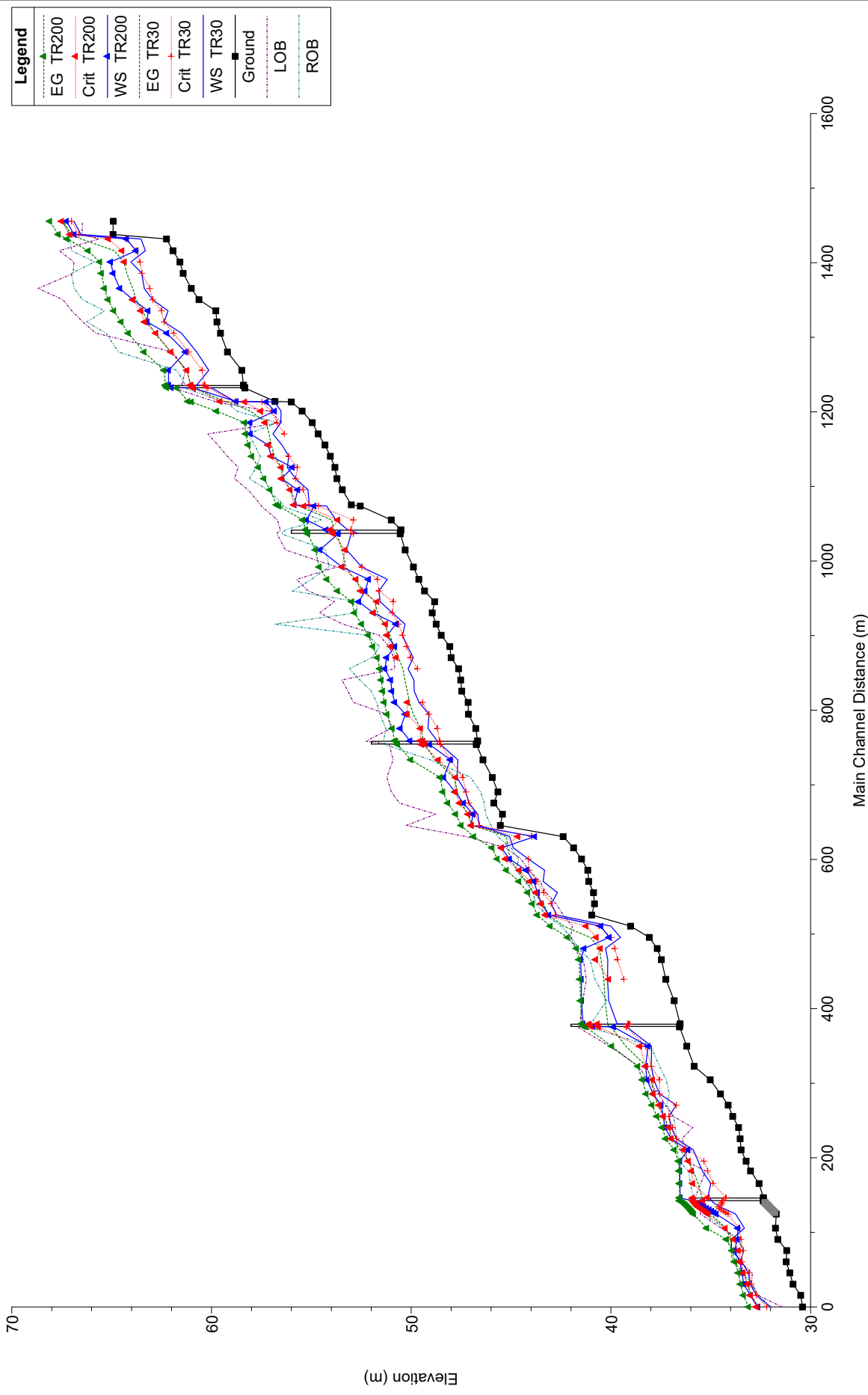
Rev.	Data	Motivo
00	05.09.2016	Prima emissione
01	22.11.2016	Integrazioni
02		
03		
04		
05		



Rio Magno



# Rio Magno



HEC-RAS Plan: Rio Magno rid River: Rio Magno Reach: Rio Magno

Reach	River Sta	Profile	Q Total (m3/s)	Min Ch El (m)	W.S. Elev (m)	Crit W.S. (m)	E.G. Elev (m)	E.G. Slope (m/m)	Vel Chnl (m/s)	Flow Area (m2)	Top Width (m)	Froude # Chl
Rio Magno	93	TR30	63.20	64.92	66.89	67.01	67.43	0.023311	3.24	19.48	29.24	1.27
Rio Magno	93	TR200	126.60	64.92	67.27	67.50	68.10	0.023309	4.05	31.28	33.71	1.34
Rio Magno	92	TR30	63.20	64.93	66.54	66.64	67.02	0.020765	3.10	20.41	30.50	1.21
Rio Magno	92	TR200	126.60	64.93	66.88	67.08	67.67	0.024057	3.95	32.08	37.17	1.36
Rio Magno	91	TR30	63.20	62.25	63.53	64.29	66.52	0.128465	7.66	8.25	10.75	2.79
Rio Magno	91	TR200	126.60	62.25	64.25	65.16	67.23	0.061797	7.65	16.56	12.13	2.09
Rio Magno	90	TR30	63.20	61.93	63.31	63.78	64.86	0.052084	5.52	11.45	14.10	1.96
Rio Magno	90	TR200	126.60	61.93	63.77	64.48	66.18	0.050440	6.87	18.42	15.78	2.03
Rio Magno	89	TR30	63.20	61.58	64.04	63.58	64.39	0.004882	2.64	23.94	14.12	0.65
Rio Magno	89	TR200	126.60	61.58	65.05	64.36	65.59	0.004716	3.27	38.73	15.14	0.65
Rio Magno	88	TR30	63.20	61.42	63.49	63.49	64.24	0.012800	3.84	16.45	11.07	1.01
Rio Magno	88	TR200	126.60	61.42	64.93		65.51	0.005998	3.39	37.36	17.19	0.73
Rio Magno	87	TR30	63.20	61.01	63.36	63.09	63.95	0.007952	3.38	18.71	10.38	0.80
Rio Magno	87	TR200	126.60	61.01	64.59		65.36	0.006917	3.90	32.46	12.22	0.76
Rio Magno	86	TR30	63.20	60.63	62.95	62.95	63.77	0.012905	4.02	15.74	9.59	1.00
Rio Magno	86	TR200	126.60	60.63	63.94	63.94	65.18	0.012802	4.93	25.68	10.51	1.01
Rio Magno	85	TR30	63.20	59.78	62.18	62.50	63.46	0.024004	5.03	12.57	8.63	1.33
Rio Magno	85	TR200	126.60	59.78	63.17	63.54	64.89	0.020122	5.81	21.80	9.76	1.24
Rio Magno	84	TR30	63.20	59.73	62.37	62.38	63.17	0.013189	3.97	15.93	10.13	1.01
Rio Magno	84	TR200	126.60	59.73	63.22	63.35	64.52	0.014491	5.05	25.05	11.31	1.08
Rio Magno	83	TR30	63.20	59.55	61.50	61.89	62.84	0.029865	5.13	12.33	10.37	1.50
Rio Magno	83	TR200	126.60	59.55	62.23	62.78	64.17	0.027331	6.16	20.56	11.76	1.49
Rio Magno	82	TR30	63.20	59.20	60.74	61.14	62.04	0.032367	5.05	12.51	12.25	1.60
Rio Magno	82	TR200	126.60	59.20	61.30	62.03	63.38	0.034453	6.38	19.83	14.11	1.72
Rio Magno	81	TR30	63.20	58.48	60.14	60.47	61.23	0.029076	4.63	13.66	14.20	1.51
Rio Magno	81	TR200	126.60	58.48	62.15	61.23	62.38	0.003180	2.10	60.25	39.06	0.54
Rio Magno	80	TR30	63.20	58.40	60.74	60.33	61.04	0.005184	2.40	26.29	20.06	0.67
Rio Magno	80	TR200	126.60	58.40	62.15	61.06	62.31	0.002046	1.73	73.07	45.68	0.44
Rio Magno	79.5		Bridge									
Rio Magno	79	TR30	63.20	58.33	59.98	60.18	60.83	0.021255	4.08	15.50	15.18	1.29
Rio Magno	79	TR200	126.60	58.33	60.90	60.90	61.73	0.011301	4.05	31.24	18.84	1.00
Rio Magno	78	TR30	63.20	56.82	58.82	58.82	59.36	0.013432	3.27	19.34	17.77	1.00
Rio Magno	78	TR200	126.60	56.82	58.77	59.57	61.18	0.062390	6.88	18.41	17.55	2.14
Rio Magno	77	TR30	63.20	56.00	56.85	57.47	59.17	0.094235	6.75	9.36	12.76	2.52
Rio Magno	77	TR200	126.60	56.00	57.26	58.34	61.00	0.090327	8.56	14.78	13.24	2.59
Rio Magno	76	TR30	63.20	55.46	56.52	56.99	58.05	0.055706	5.49	11.52	15.33	2.02
Rio Magno	76	TR200	126.60	55.46	56.84	57.54	59.75	0.072971	7.55	16.77	16.82	2.41
Rio Magno	75	TR30	63.20	54.95	56.53	56.72	57.26	0.024393	3.79	16.67	20.73	1.35
Rio Magno	75	TR200	126.60	54.95	58.07	57.32	58.34	0.003037	2.30	55.05	30.02	0.54
Rio Magno	74	TR30	63.20	54.66	56.92	56.35	57.12	0.002941	1.95	32.41	22.00	0.51
Rio Magno	74	TR200	126.60	54.66	58.06		58.29	0.002023	2.15	58.96	25.41	0.45
Rio Magno	73	TR30	63.20	54.32	56.47		57.01	0.008341	3.26	19.41	12.64	0.84
Rio Magno	73	TR200	126.60	54.32	57.16	57.14	58.16	0.011015	4.41	28.69	14.11	0.99
Rio Magno	72	TR30	63.20	54.05	56.13	56.13	56.84	0.012510	3.74	16.92	12.10	1.01
Rio Magno	72	TR200	126.60	54.05	57.01	57.01	57.98	0.011569	4.37	28.94	14.89	1.00
Rio Magno	71	TR30	63.20	53.82	56.21	55.70	56.51	0.004820	2.42	26.17	17.84	0.64
Rio Magno	71	TR200	126.60	53.82	55.95	56.51	57.65	0.028881	5.77	21.93	15.53	1.55
Rio Magno	70	TR30	63.20	53.72	55.78	55.78	56.37	0.012818	3.39	18.67	15.96	1.00
Rio Magno	70	TR200	126.60	53.72	56.49	56.49	57.37	0.011719	4.17	30.38	17.17	1.00
Rio Magno	69	TR30	63.20	53.45	55.17	55.42	56.06	0.028047	4.18	15.11	17.29	1.43
Rio Magno	69	TR200	126.60	53.45	55.68	56.06	57.07	0.026299	5.23	24.22	18.47	1.46
Rio Magno	68	TR30	63.20	53.00	55.11	55.11	55.72	0.012548	3.48	18.18	15.09	1.01
Rio Magno	68	TR200	126.60	53.00	55.86	55.86	56.74	0.011355	4.16	30.43	17.54	1.01
Rio Magno	67	TR30	63.20	52.55	54.23	54.65	55.61	0.042642	5.20	12.15	13.88	1.78
Rio Magno	67	TR200	126.60	52.55	54.86	55.38	56.63	0.030390	5.89	21.50	15.43	1.59
Rio Magno	66	TR30	63.20	51.00	53.78	52.89	53.98	0.002410	2.01	31.48	16.51	0.46

HEC-RAS Plan: Rio Magno rd River: Rio Magno Reach: Rio Magno (Continued)

Reach	River Sta	Profile	Q Total (m3/s)	Min Ch El (m)	W.S. Elev (m)	Crit W.S. (m)	E.G. Elev (m)	E.G. Slope (m/m)	Vel Chnl (m/s)	Flow Area (m2)	Top Width (m)	Froude # Chl
Rio Magno	66	TR200	126.60	51.00	55.24	53.68	55.43	0.002443	1.93	65.49	37.70	0.47
Rio Magno	65	TR30	63.20	50.52	53.18	53.02	53.87	0.010107	3.70	17.09	9.49	0.88
Rio Magno	65	TR200	126.60	50.52	54.26	54.05	55.29	0.010054	4.50	28.13	10.80	0.89
Rio Magno	64.5	Bridge										
Rio Magno	64	TR30	63.20	50.55	53.01	52.90	53.73	0.010744	3.78	16.74	9.61	0.91
Rio Magno	64	TR200	126.60	50.55	53.65	53.90	55.18	0.017082	5.48	23.12	10.10	1.16
Rio Magno	63	TR30	63.20	50.30	53.24		53.46	0.003340	2.09	30.20	19.14	0.53
Rio Magno	63	TR200	126.60	50.30	54.57	53.30	54.80	0.002392	2.12	59.86	28.81	0.47
Rio Magno	62	TR30	63.20	49.89	52.47	52.47	53.27	0.012911	3.96	15.95	9.99	1.00
Rio Magno	62	TR200	126.60	49.89	53.46	53.46	54.60	0.012278	4.74	26.71	11.80	1.01
Rio Magno	61	TR30	63.20	49.62	51.20	51.69	52.85	0.035498	5.70	11.09	8.79	1.62
Rio Magno	61	TR200	126.60	49.62	52.14	52.76	54.22	0.026933	6.39	19.80	9.86	1.44
Rio Magno	60	TR30	63.20	49.33	51.62	51.62	52.37	0.013145	3.85	16.42	11.05	1.01
Rio Magno	60	TR200	126.60	49.33	52.31	52.53	53.69	0.016676	5.21	24.31	11.84	1.16
Rio Magno	59	TR30	63.20	48.83	51.56	50.89	51.82	0.003651	2.25	28.04	17.01	0.56
Rio Magno	59	TR200	126.60	48.83	52.63	51.71	52.98	0.003180	2.60	48.64	21.14	0.55
Rio Magno	58	TR30	63.20	48.95	50.94	50.94	51.68	0.012264	3.80	16.64	11.33	1.00
Rio Magno	58	TR200	126.60	48.95	51.89	51.89	52.83	0.011359	4.29	29.48	15.85	1.01
Rio Magno	57	TR30	63.20	48.75	50.31	50.63	51.36	0.032703	4.55	13.90	16.33	1.57
Rio Magno	57	TR200	126.60	48.75	50.76	51.29	52.48	0.034582	5.81	21.80	18.35	1.70
Rio Magno	56	TR30	63.20	48.50	50.43	50.43	51.07	0.012403	3.53	17.91	14.17	1.00
Rio Magno	56	TR200	126.60	48.50	51.20	51.20	52.15	0.011407	4.32	29.31	15.47	1.00
Rio Magno	55	TR30	63.20	48.07	50.18	50.23	50.87	0.013433	3.67	17.20	13.77	1.05
Rio Magno	55	TR200	126.60	48.07	50.82	51.02	51.93	0.016517	4.68	27.07	17.51	1.20
Rio Magno	54	TR30	63.20	48.00	49.90	50.03	50.64	0.016687	3.82	16.53	14.92	1.16
Rio Magno	54	TR200	126.60	48.00	51.23	50.75	51.70	0.005900	3.04	41.65	24.17	0.74
Rio Magno	53	TR30	63.20	47.63	50.16	49.69	50.42	0.004387	2.27	27.81	20.28	0.62
Rio Magno	53	TR200	126.60	47.63	51.32		51.57	0.002688	2.22	57.04	29.75	0.51
Rio Magno	52	TR30	63.20	47.52	49.86		50.31	0.007894	2.97	21.26	15.65	0.81
Rio Magno	52	TR200	126.60	47.52	51.03		51.50	0.004619	3.04	41.60	19.33	0.66
Rio Magno	51	TR30	63.20	47.47	49.85		50.19	0.004725	2.60	24.27	14.35	0.64
Rio Magno	51	TR200	126.60	47.47	50.97		51.43	0.004411	3.01	42.09	18.76	0.64
Rio Magno	50	TR30	63.20	47.15	49.61	49.42	50.09	0.008132	3.07	20.60	14.46	0.82
Rio Magno	50	TR200	126.60	47.15	50.82	50.19	51.35	0.004780	3.22	39.27	16.16	0.66
Rio Magno	49	TR30	63.20	47.13	49.11	49.11	49.90	0.012651	3.93	16.09	10.26	1.00
Rio Magno	49	TR200	126.60	47.13	50.29	50.19	51.21	0.010585	4.24	29.85	14.43	0.94
Rio Magno	48	TR30	63.20	46.77	49.16	48.68	49.53	0.005182	2.68	23.56	14.17	0.66
Rio Magno	48	TR200	126.60	46.77	50.55	49.53	50.95	0.003256	2.81	45.01	17.04	0.55
Rio Magno	47	TR30	63.20	46.68	48.70	48.58	49.38	0.010227	3.64	17.38	10.36	0.90
Rio Magno	47	TR200	126.60	46.68	50.07	49.55	50.83	0.007265	3.88	32.59	12.75	0.78
Rio Magno	46.5	Bridge										
Rio Magno	46	TR30	63.20	46.74	48.53	48.53	49.29	0.012733	3.86	16.37	10.85	1.00
Rio Magno	46	TR200	126.60	46.74	49.08	49.48	50.68	0.020284	5.59	22.63	11.83	1.29
Rio Magno	45	TR30	63.20	46.41	47.66	48.02	48.81	0.041182	4.77	13.26	17.43	1.74
Rio Magno	45	TR200	126.60	46.41	48.03	48.64	50.02	0.048006	6.25	20.26	19.77	1.97
Rio Magno	44	TR30	63.20	45.94	47.71	47.42	47.84	0.004003	1.62	38.92	44.71	0.56
Rio Magno	44	TR200	126.60	45.94	48.38	47.77	48.55	0.002494	1.83	69.31	46.20	0.48
Rio Magno	43	TR30	63.20	45.66	47.27	47.25	47.69	0.012202	2.86	22.08	25.00	0.97
Rio Magno	43	TR200	126.60	45.66	47.81	47.81	48.41	0.011587	3.45	36.72	30.17	1.00
Rio Magno	42	TR30	63.20	45.86	47.11	47.11	47.48	0.013593	2.71	23.35	31.37	1.00
Rio Magno	42	TR200	126.60	45.86	47.38	47.57	48.17	0.020450	3.92	32.26	33.60	1.28
Rio Magno	41	TR30	63.20	45.43	46.67	46.79	47.17	0.033162	3.13	20.17	42.40	1.45
Rio Magno	41	TR200	126.60	45.43	46.91	47.15	47.78	0.033151	4.11	30.80	42.89	1.55
Rio Magno	40	TR30	63.20	45.54	46.59	46.59	46.92	0.013942	2.56	24.68	37.04	1.00
Rio Magno	40	TR200	126.60	45.54	46.99	46.99	47.50	0.012271	3.17	39.89	39.29	1.01

HEC-RAS Plan: Rio Magno rid River: Rio Magno Reach: Rio Magno (Continued)

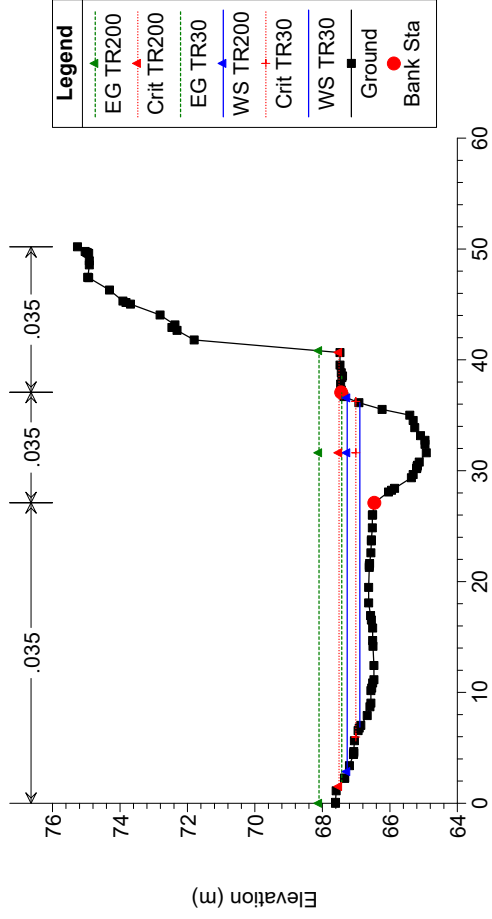
Reach	River Sta	Profile	Q Total (m3/s)	Min Ch El (m)	W.S. Elev (m)	Crit W.S. (m)	E.G. Elev (m)	E.G. Slope (m/m)	Vel Chnl (m/s)	Flow Area (m2)	Top Width (m)	Froude # Chl
Rio Magno	39	TR30	63.20	42.39	45.08	43.97	45.22	0.001433	1.66	38.06	18.16	0.37
Rio Magno	39	TR200	126.60	42.39	43.82	44.66	46.87	0.075537	7.75	16.35	16.06	2.45
Rio Magno	38	TR30	63.20	41.87	44.89		45.17	0.003205	2.38	26.56	12.38	0.52
Rio Magno	38	TR200	126.60	41.87	45.48	45.49	45.95	0.013726	3.06	41.35	44.54	1.01
Rio Magno	37	TR30	63.20	41.47	44.14	44.14	45.03	0.013614	4.18	15.13	8.77	1.01
Rio Magno	37	TR200	126.60	41.47	45.08	45.28	45.69	0.022020	3.46	36.62	47.41	1.26
Rio Magno	36	TR30	63.20	41.16	43.32	44.09	44.71	0.025056	5.22	12.11	8.13	1.36
Rio Magno	36	TR200	126.60	41.16	44.24	44.59	45.23	0.036502	4.40	28.77	37.25	1.60
Rio Magno	35	TR30	63.20	41.11	43.39	43.72	44.23	0.017598	4.04	15.64	12.05	1.13
Rio Magno	35	TR200	126.60	41.11	43.86	44.07	44.61	0.036389	3.84	32.93	53.08	1.56
Rio Magno	34	TR30	63.20	40.87	42.68	43.37	43.87	0.026386	4.83	13.08	11.56	1.45
Rio Magno	34	TR200	126.60	40.87	43.67	43.75	44.16	0.018006	3.10	40.80	54.81	1.15
Rio Magno	33	TR30	63.20	40.82	42.99	42.99	43.37	0.014936	2.74	23.08	31.36	1.02
Rio Magno	33	TR200	126.60	40.82	43.48	43.49	43.93	0.013947	2.99	42.36	48.56	1.02
Rio Magno	32	TR30	63.20	40.96	42.71	42.76	43.12	0.017959	2.86	22.13	33.66	1.12
Rio Magno	32	TR200	126.60	40.96	43.11	43.29	43.69	0.017898	3.37	37.61	44.73	1.17
Rio Magno	31	TR30	63.20	39.01	40.00	40.59	42.37	0.118051	6.82	9.27	15.75	2.84
Rio Magno	31	TR200	126.60	39.01	40.51	41.24	43.03	0.063535	7.04	17.98	18.06	2.25
Rio Magno	30	TR30	63.20	38.08	39.52	39.99	41.03	0.048416	5.44	11.61	13.76	1.89
Rio Magno	30	TR200	126.60	38.08	40.09	40.73	42.17	0.038827	6.40	19.80	15.31	1.79
Rio Magno	29	TR30	63.20	37.68	40.27	39.80	40.57	0.004330	2.43	26.06	16.52	0.62
Rio Magno	29	TR200	126.60	37.68	41.34	40.52	41.72	0.003728	2.74	46.28	21.53	0.60
Rio Magno	28	TR30	63.20	37.47	40.16	39.67	40.50	0.005043	2.57	24.63	15.45	0.65
Rio Magno	28	TR200	126.60	37.47	41.52	40.76	41.60	0.001683	1.24	102.49	90.44	0.37
Rio Magno	27	TR30	63.20	37.25	40.17	39.35	40.36	0.002657	1.92	33.00	19.92	0.48
Rio Magno	27	TR200	126.60	37.25	41.48	40.11	41.55	0.001330	1.17	107.82	86.96	0.34
Rio Magno	26	TR30	63.20	36.83	40.11		40.29	0.002057	1.88	33.66	16.62	0.42
Rio Magno	26	TR200	126.60	36.83	41.47		41.52	0.000861	1.00	127.09	94.07	0.27
Rio Magno	25	TR30	63.20	36.54	39.69	39.15	40.16	0.006543	3.02	20.94	11.77	0.72
Rio Magno	25	TR200	126.60	36.54	41.40	40.68	41.48	0.001854	1.26	100.28	92.14	0.39
Rio Magno	24.5		Bridge									
Rio Magno	24	TR30	63.20	36.56	39.21	39.21	40.00	0.013132	3.93	16.10	10.27	1.00
Rio Magno	24	TR200	126.60	36.56	39.87	40.62	41.26	0.021890	5.23	24.22	14.75	1.30
Rio Magno	23	TR30	63.20	36.20	37.97	38.27	39.25	0.083218	5.02	12.59	25.12	2.26
Rio Magno	23	TR200	126.60	36.20	38.14	38.55	39.96	0.185665	5.98	21.17	61.02	3.24
Rio Magno	22	TR30	63.20	35.83	37.97	37.97	38.22	0.015890	2.20	28.73	58.43	1.00
Rio Magno	22	TR200	126.60	35.83	38.27	38.27	38.66	0.013674	2.76	45.83	58.94	1.00
Rio Magno	21	TR30	63.20	35.03	37.85	37.57	37.97	0.004216	1.55	40.79	51.34	0.55
Rio Magno	21	TR200	126.60	35.03	38.19	37.91	38.42	0.006498	2.12	59.60	65.11	0.71
Rio Magno	20	TR30	63.20	34.51	37.56	37.56	37.82	0.015642	2.27	27.80	52.37	1.00
Rio Magno	20	TR200	126.60	34.51	37.88	37.88	38.23	0.014244	2.62	48.28	69.15	1.00
Rio Magno	19	TR30	63.20	34.13	36.73	36.73	37.66	0.014192	4.29	14.74	7.87	1.00
Rio Magno	19	TR200	126.60	34.13	37.49	37.58	37.94	0.024524	2.99	42.28	74.18	1.27
Rio Magno	18	TR30	63.20	33.90	37.09	37.09	37.34	0.016312	2.21	28.65	58.04	1.00
Rio Magno	18	TR200	126.60	33.90	37.38	37.38	37.70	0.014658	2.51	50.45	78.57	1.00
Rio Magno	17	TR30	63.20	33.61	36.99	36.91	37.11	0.007947	1.51	41.76	88.34	0.70
Rio Magno	17	TR200	126.60	33.61	37.30	37.11	37.43	0.007706	1.62	78.35	148.49	0.71
Rio Magno	16	TR30	63.20	33.53	36.72	36.72	36.93	0.016747	2.04	30.90	72.57	1.00
Rio Magno	16	TR200	126.60	33.53	36.98	36.98	37.26	0.015179	2.35	53.86	96.06	1.00
Rio Magno	15	TR30	63.20	33.48	35.87	36.11	36.55	0.031567	3.64	17.37	26.59	1.44
Rio Magno	15	TR200	126.60	33.48	36.14	36.36	36.83	0.053630	3.67	34.48	81.03	1.80
Rio Magno	14	TR30	63.20	33.23	35.64	35.35	36.11	0.019190	3.05	20.75	29.18	1.15
Rio Magno	14	TR200	126.60	33.23	36.55	36.12	36.62	0.002147	1.13	111.76	138.53	0.40
Rio Magno	13	TR30	63.20	33.01	35.42	35.16	35.87	0.015901	2.96	21.35	27.29	1.07
Rio Magno	13	TR200	126.60	33.01	36.55	35.97	36.59	0.001139	0.83	152.52	188.98	0.29
Rio Magno	12	TR30	63.20	32.58	35.00	34.89	35.64	0.010005	3.55	17.80	11.44	0.91

HEC-RAS Plan: Rio Magno rid River: Rio Magno Reach: Rio Magno (Continued)

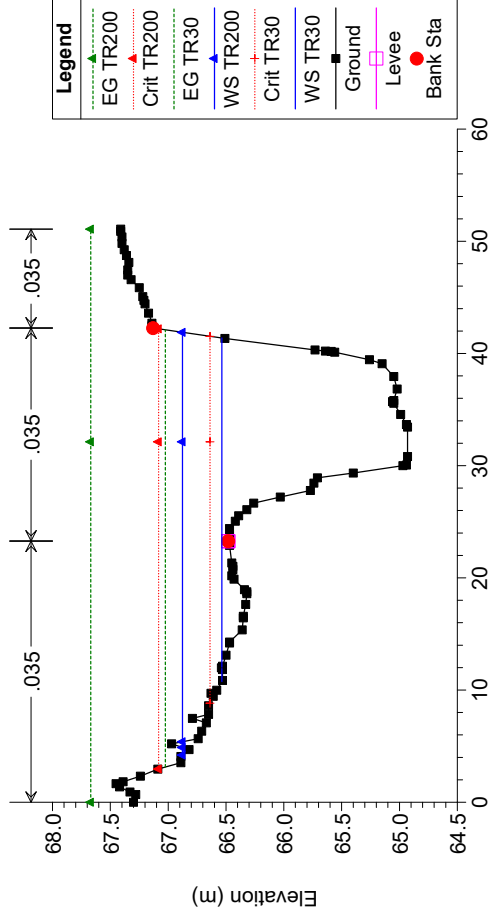
Reach	River Sta	Profile	Q Total (m3/s)	Min Ch El (m)	W.S. Elev (m)	Crit W.S. (m)	E.G. Elev (m)	E.G. Slope (m/m)	Vel Chnl (m/s)	Flow Area (m2)	Top Width (m)	Froude # Chl
Rio Magno	12	TR200	126.60	32.58	36.54	35.90	36.57	0.000693	0.71	178.38	191.51	0.23
Rio Magno	11	TR30	63.20	32.37	35.15	34.24	35.44	0.003047	2.37	26.66	11.73	0.50
Rio Magno	11	TR200	126.60	32.37	36.53	35.16	36.56	0.000558	0.65	195.01	202.63	0.21
Rio Magno	10.5		Bridge									
Rio Magno	10	TR30	63.20	32.37	34.94	34.40	35.38	0.005450	2.94	21.48	10.76	0.66
Rio Magno	10	TR200	126.60	32.37	35.41	35.41	36.55	0.012057	4.73	26.75	11.70	1.00
Rio Magno	9	TR30	63.20	31.72	33.76	34.13	35.00	0.028031	4.94	12.80	11.28	1.48
Rio Magno	9	TR200	126.60	31.72	34.72	35.13	35.86	0.024480	4.73	26.78	23.21	1.40
Rio Magno	8	TR30	63.20	31.76	33.31	33.60	34.24	0.044285	4.26	14.82	24.22	1.74
Rio Magno	8	TR200	126.60	31.76	33.64	34.27	35.20	0.045870	5.54	22.85	25.78	1.88
Rio Magno	7	TR30	63.20	31.64	33.97	33.49	34.00	0.001847	0.83	76.46	137.36	0.35
Rio Magno	7	TR200	126.60	31.64	33.67	33.85	34.21	0.045103	3.27	38.73	97.06	1.65
Rio Magno	6	TR30	63.20	31.20	33.96	33.37	33.98	0.000667	0.62	102.37	132.21	0.22
Rio Magno	6	TR200	126.60	31.20	33.81	33.62	33.93	0.005204	1.53	82.67	127.66	0.61
Rio Magno	5	TR30	63.20	31.22	33.44	33.44	33.91	0.012996	3.05	20.75	21.90	1.00
Rio Magno	5	TR200	126.60	31.22	33.54	33.54	33.80	0.014144	2.23	56.89	105.82	0.97
Rio Magno	4	TR30	63.20	31.04	33.12	33.08	33.33	0.012130	2.05	30.77	56.97	0.89
Rio Magno	4	TR200	126.60	31.04	33.44	33.37	33.62	0.007865	1.86	67.99	106.33	0.74
Rio Magno	3	TR30	63.20	30.88	33.03	32.96	33.15	0.008797	1.56	40.49	89.75	0.74
Rio Magno	3	TR200	126.60	30.88	33.34	33.17	33.51	0.006114	1.83	69.20	91.84	0.67
Rio Magno	2	TR30	63.20	30.50	32.71	32.71	32.97	0.015782	2.22	28.44	56.56	1.00
Rio Magno	2	TR200	126.60	30.50	33.02	33.02	33.36	0.014056	2.61	48.57	69.92	1.00
Rio Magno	1	TR30	63.20	30.41	32.02	32.19	32.64	0.022283	3.50	18.08	23.56	1.27
Rio Magno	1	TR200	126.60	30.41	32.64	32.72	33.11	0.017234	3.03	41.78	56.63	1.13



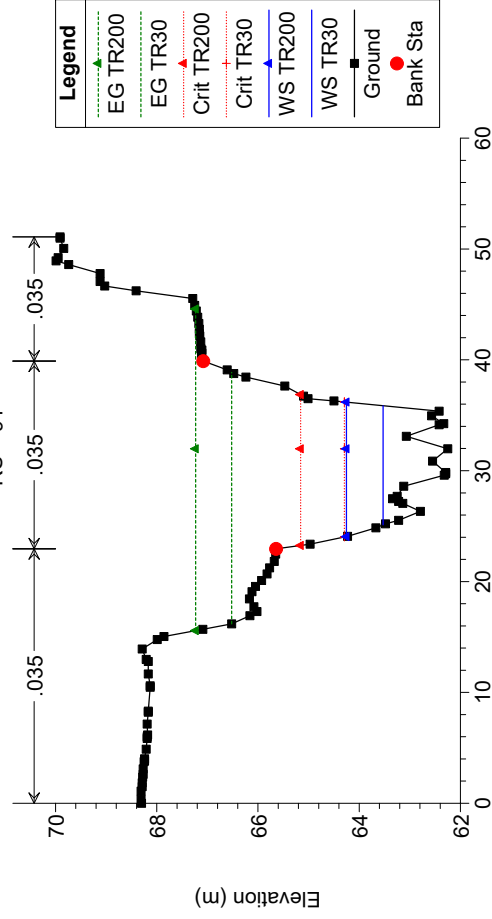
Rio Magno  
RS = 93



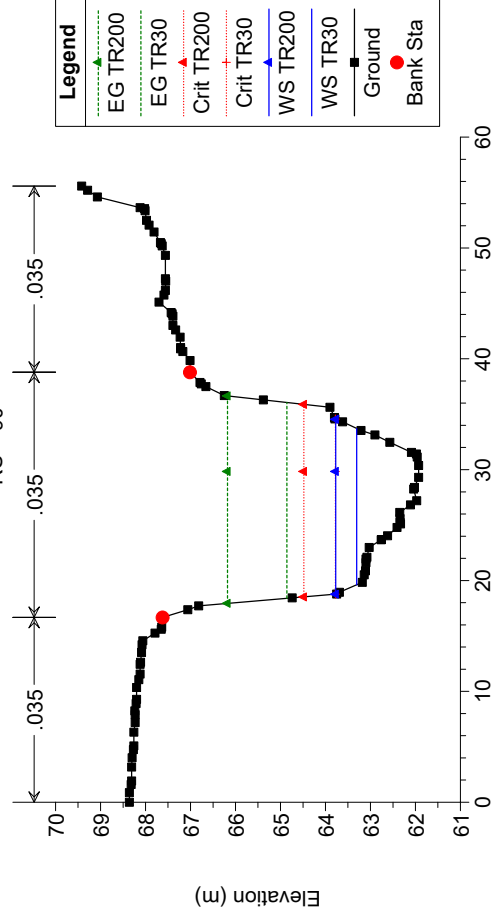
Rio Magno  
RS = 92



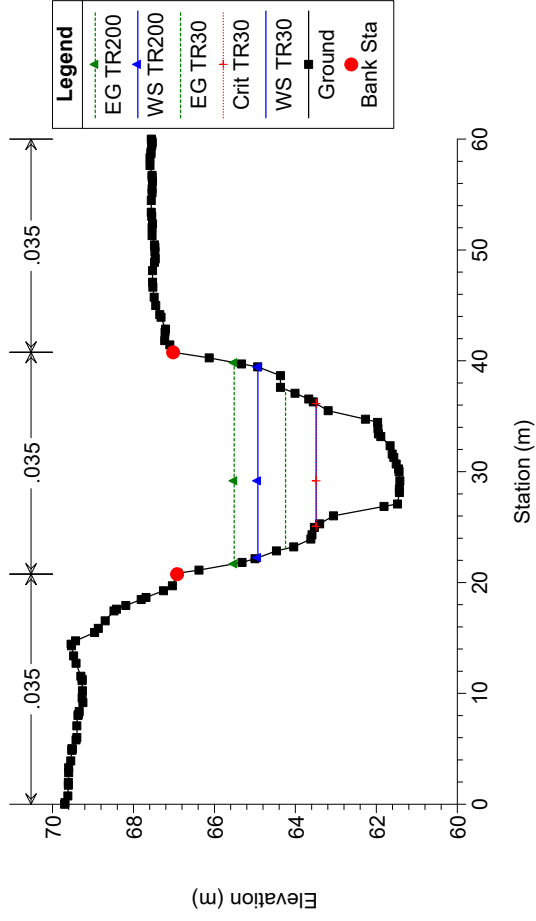
Rio Magno  
RS = 91



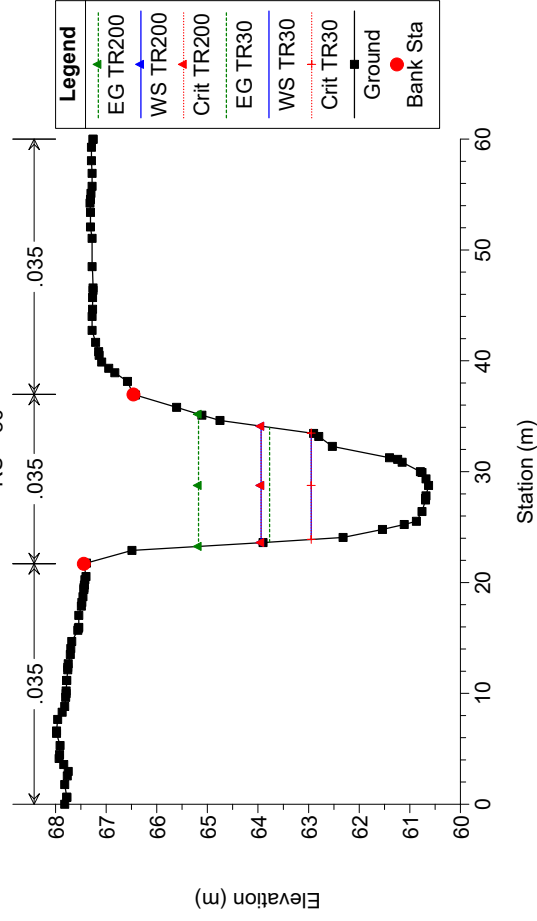
Rio Magno  
RS = 90



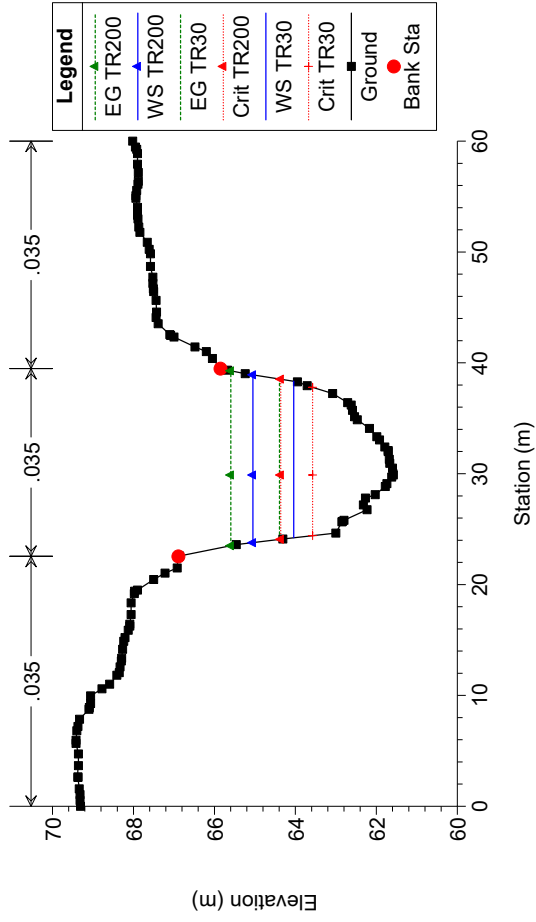
Rio Magno  
RS = 88



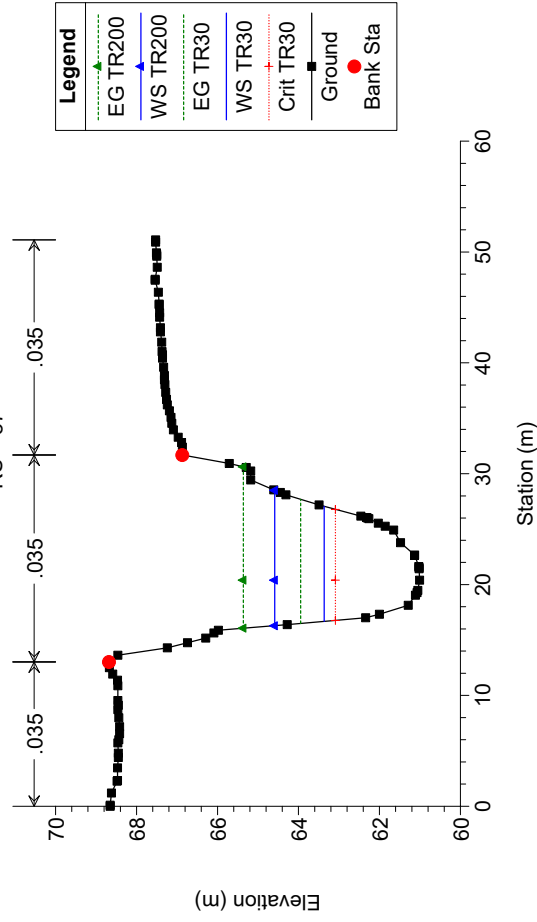
Rio Magno  
RS = 86



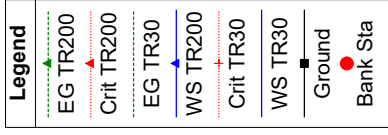
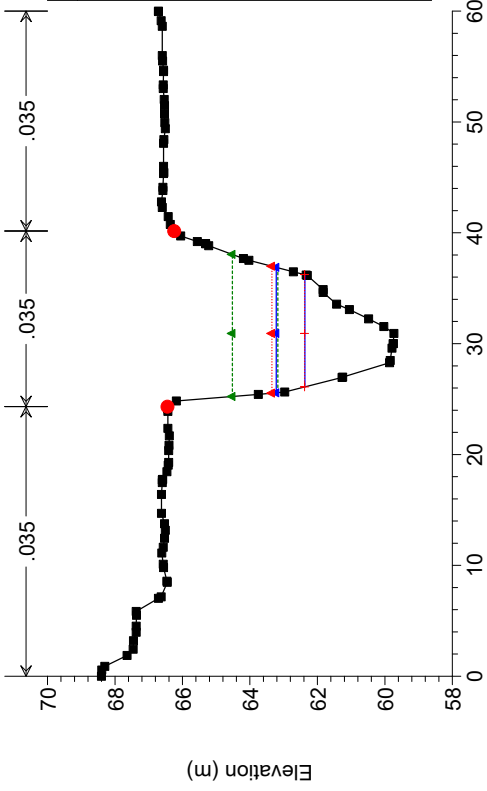
Rio Magno  
RS = 89



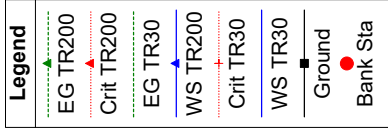
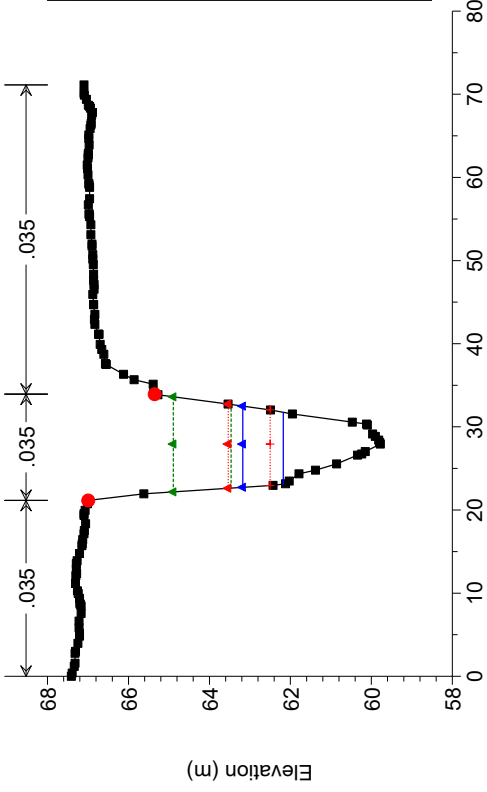
Rio Magno  
RS = 87



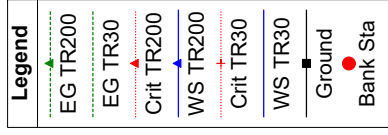
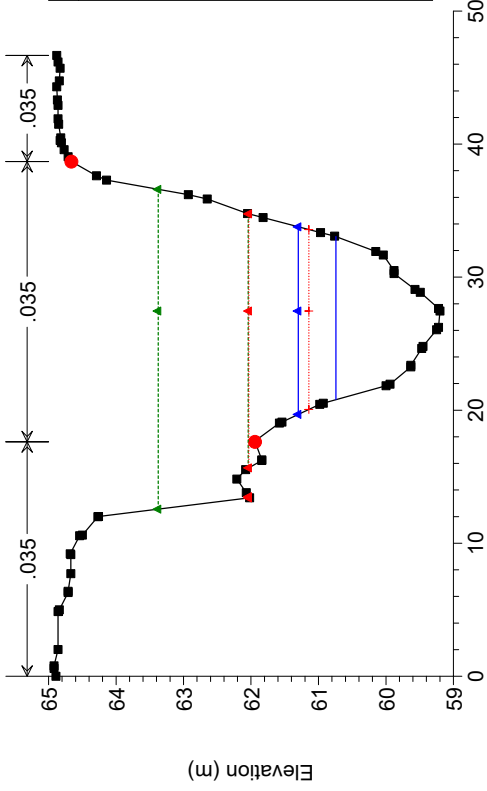
Rio Magno  
RS = 84



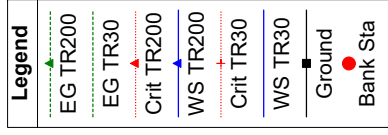
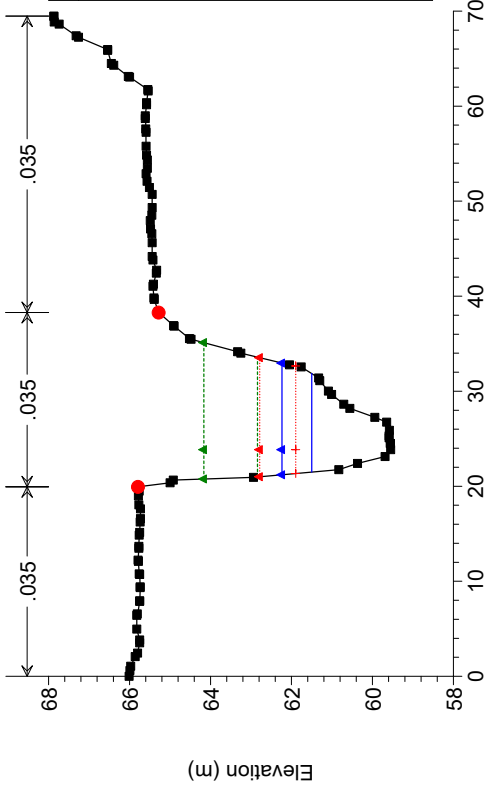
Rio Magno  
RS = 85

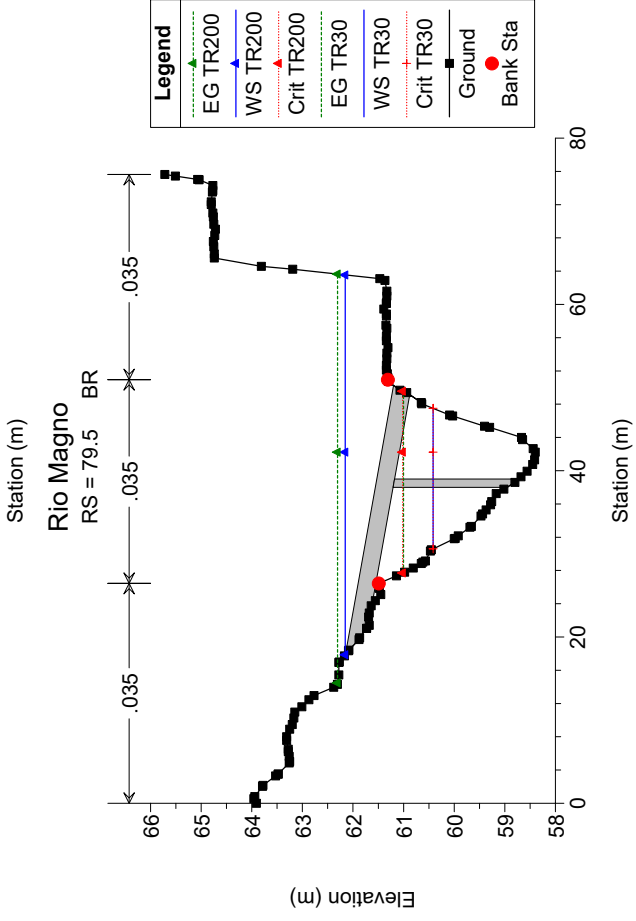
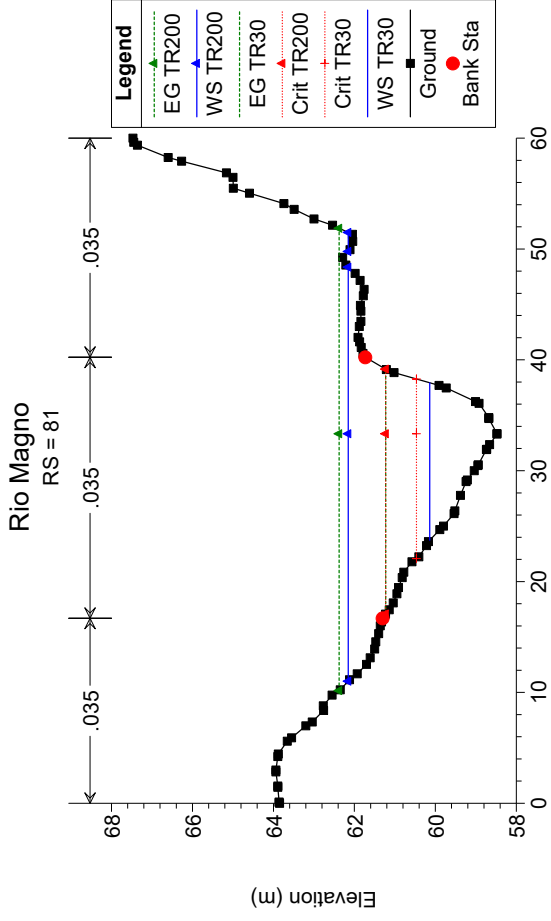
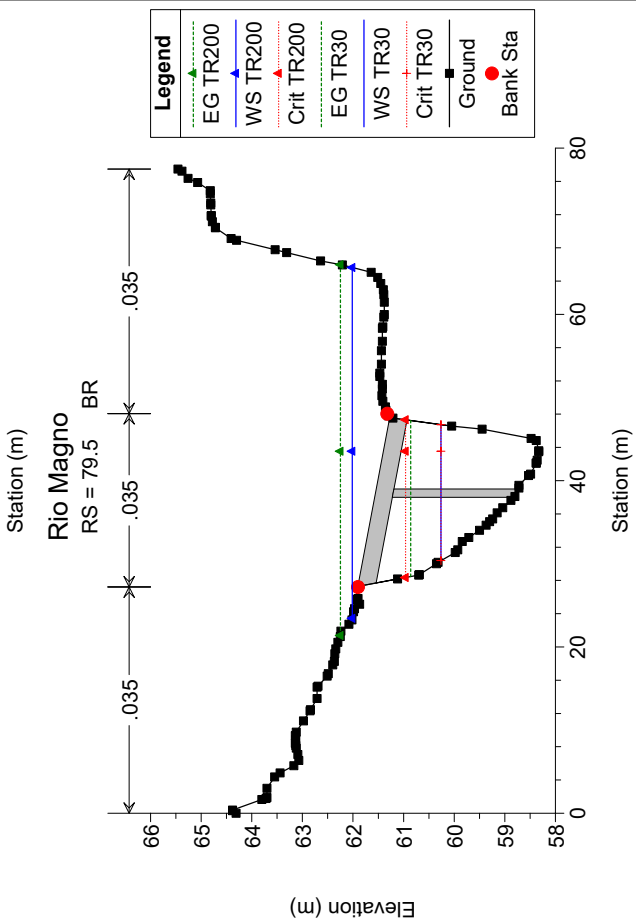
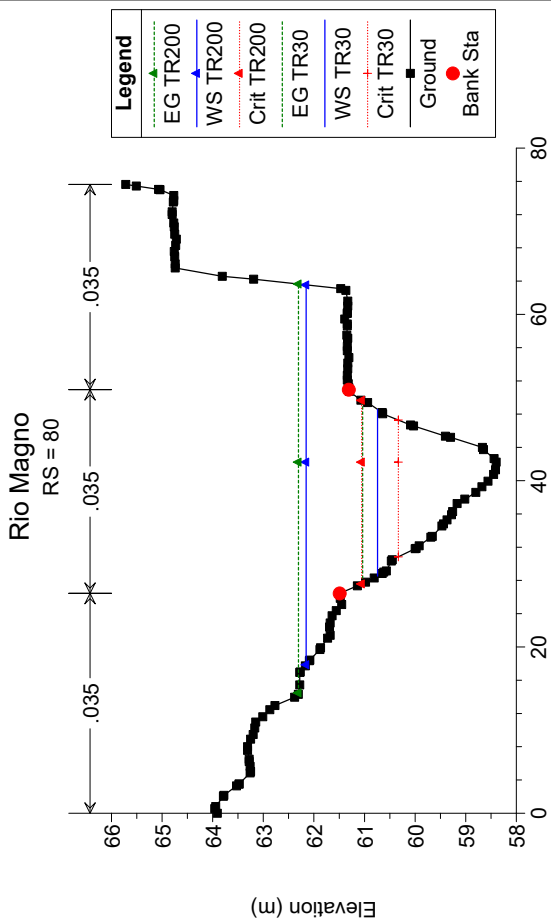


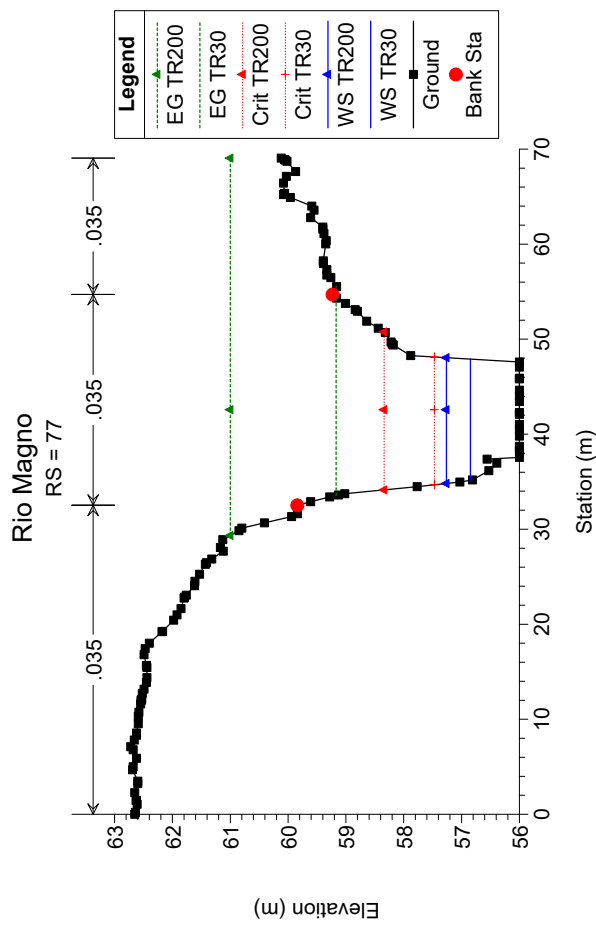
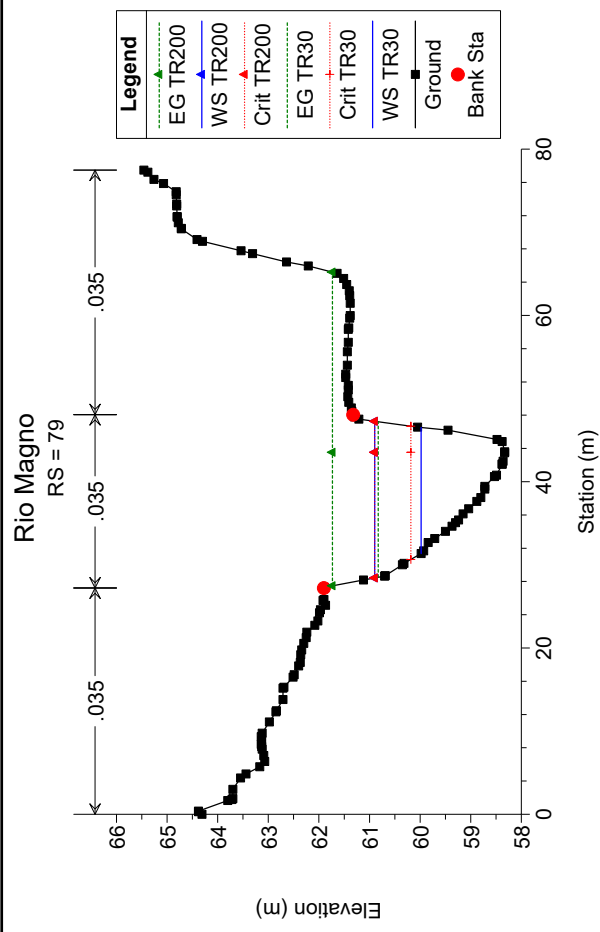
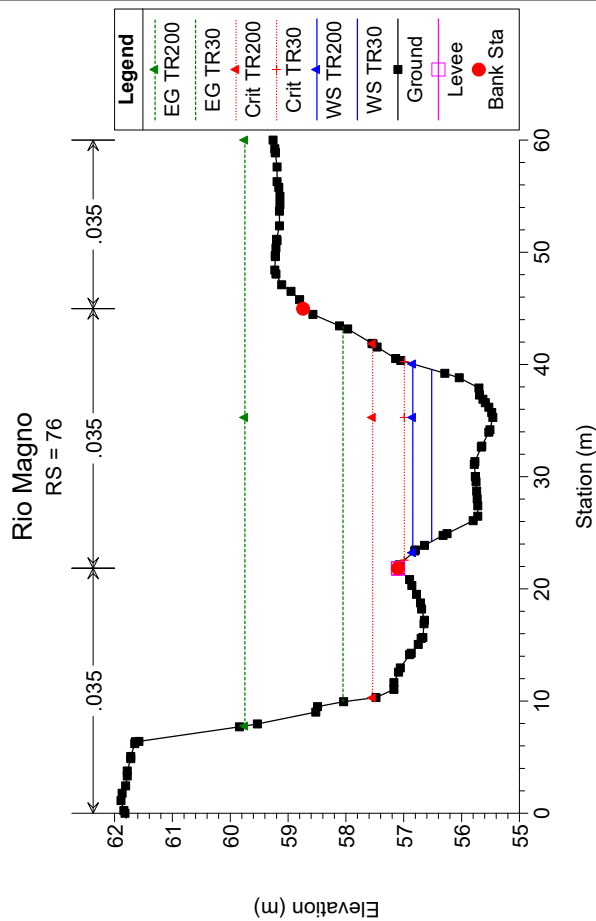
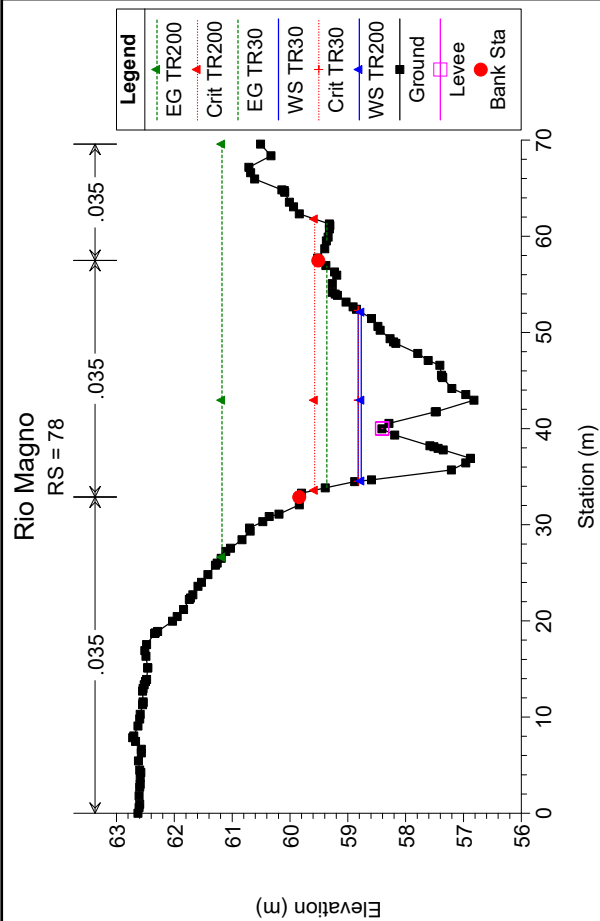
Rio Magno  
RS = 82



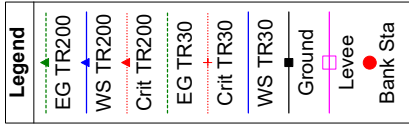
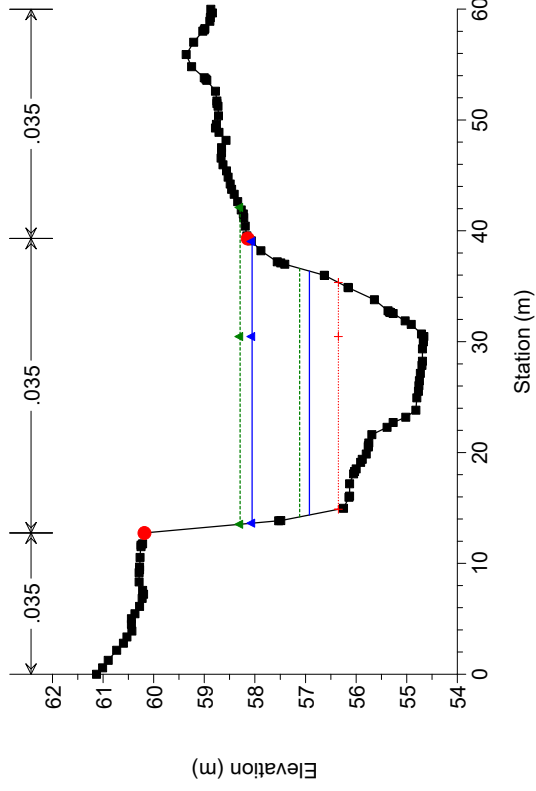
Rio Magno  
RS = 83



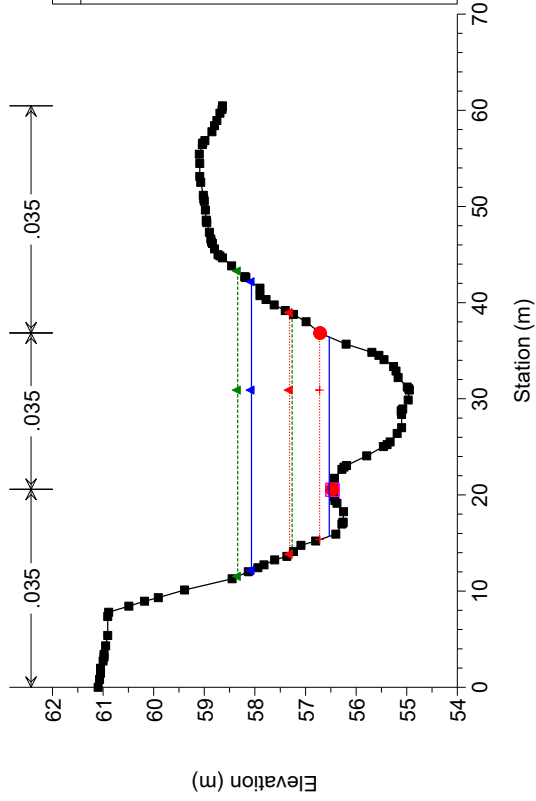




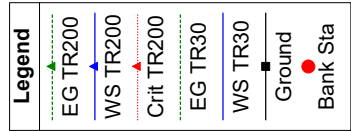
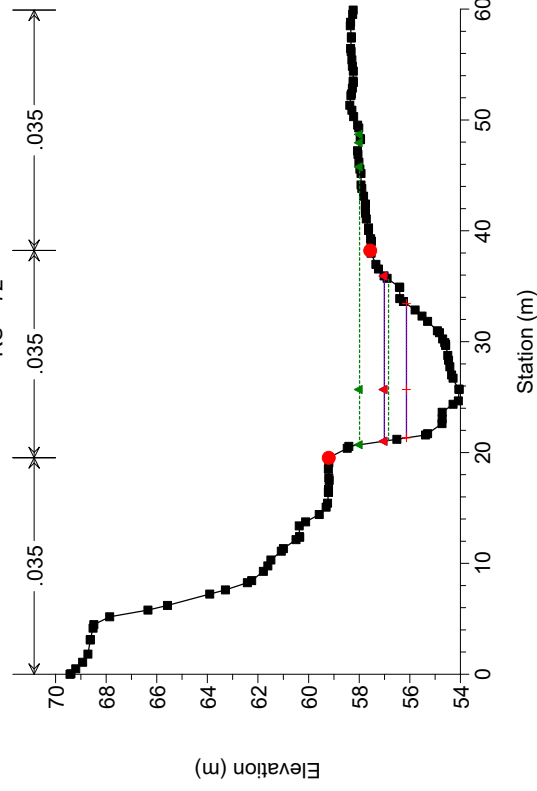
Rio Magno  
RS = 74



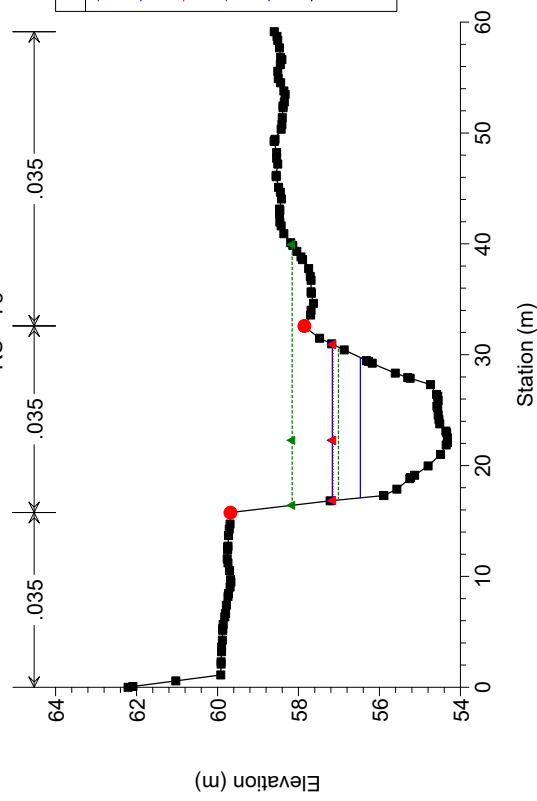
Rio Magno  
RS = 75



Rio Magno  
RS = 72

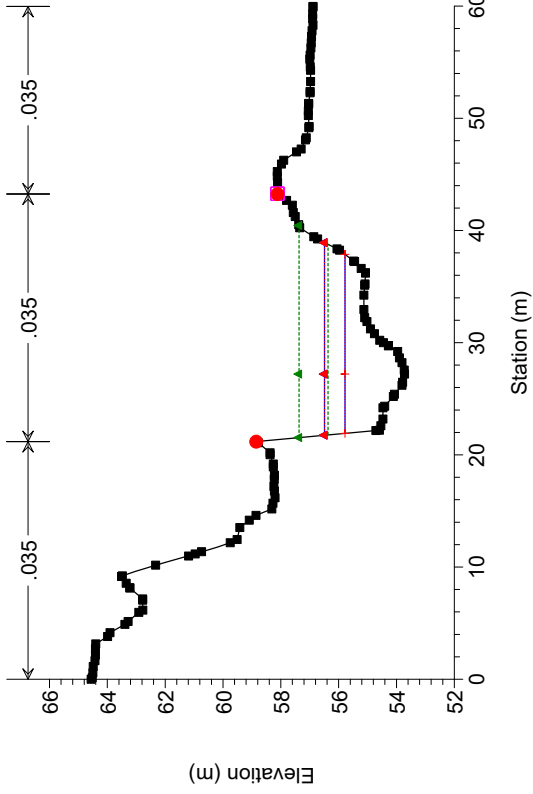


Rio Magno  
RS = 73



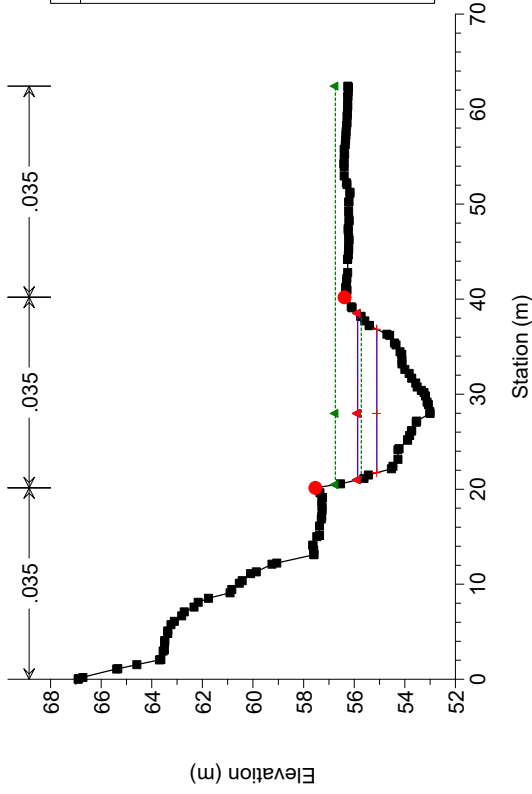
### Rio Magno

RS = 70



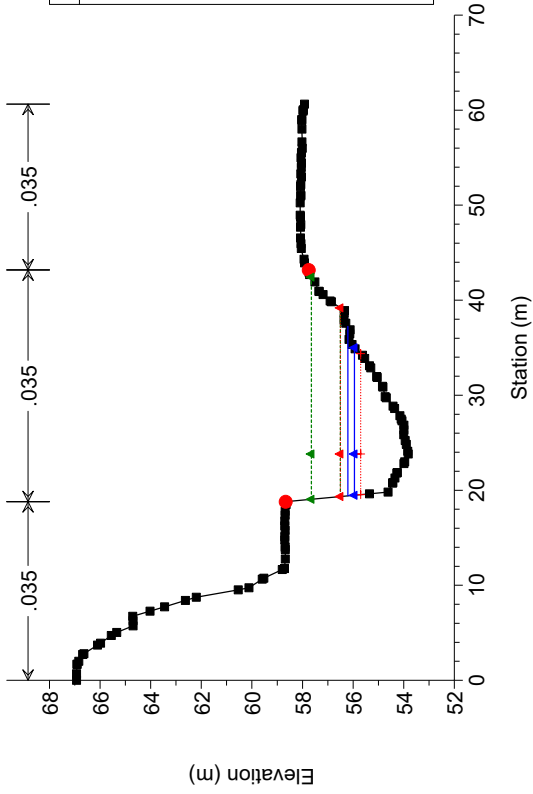
### Rio Magno

RS = 68



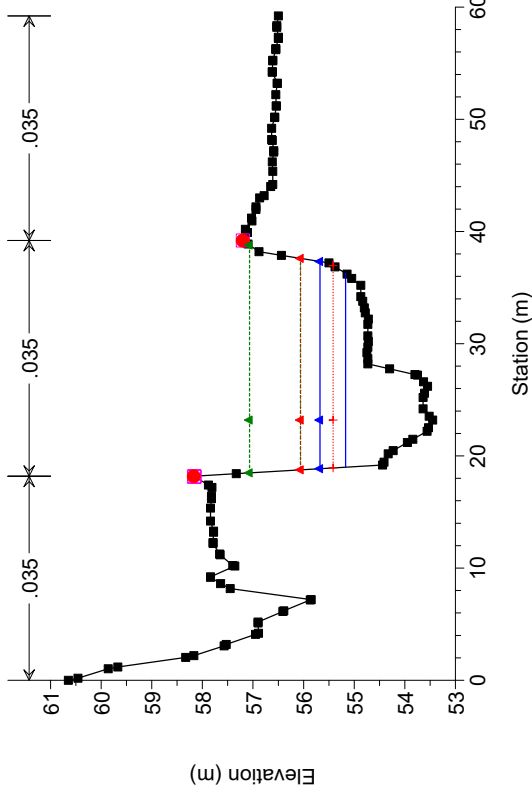
### Rio Magno

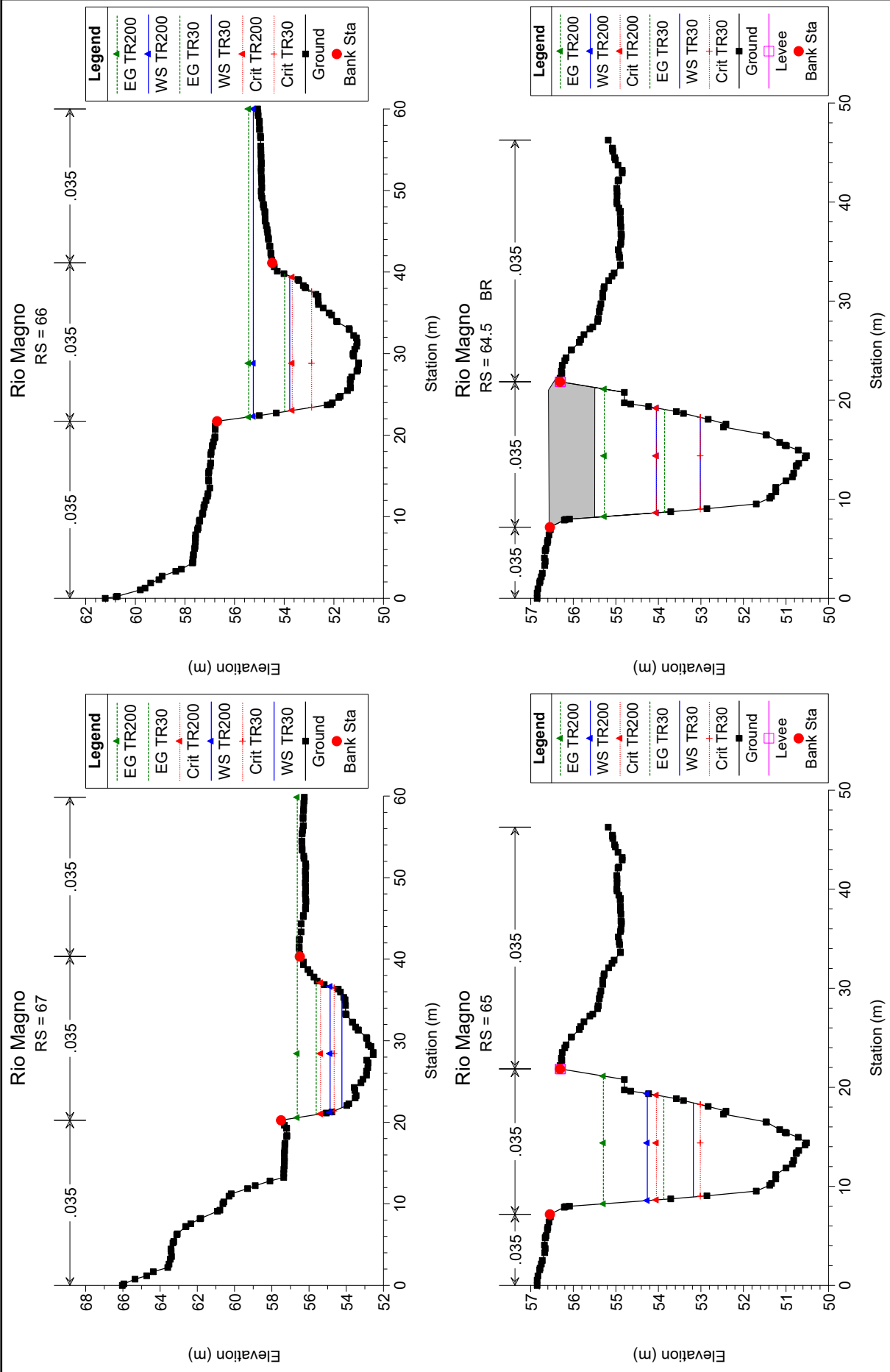
RS = 71



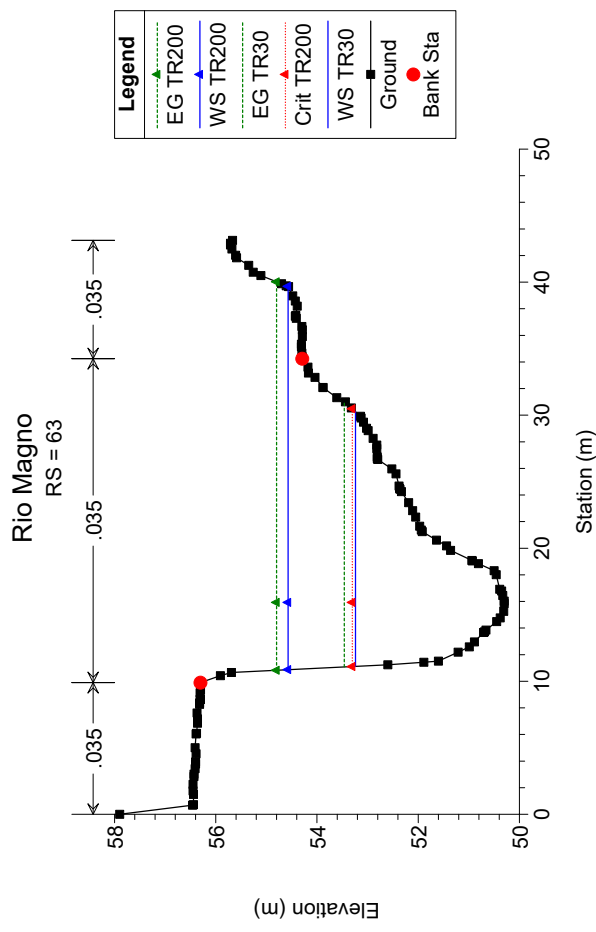
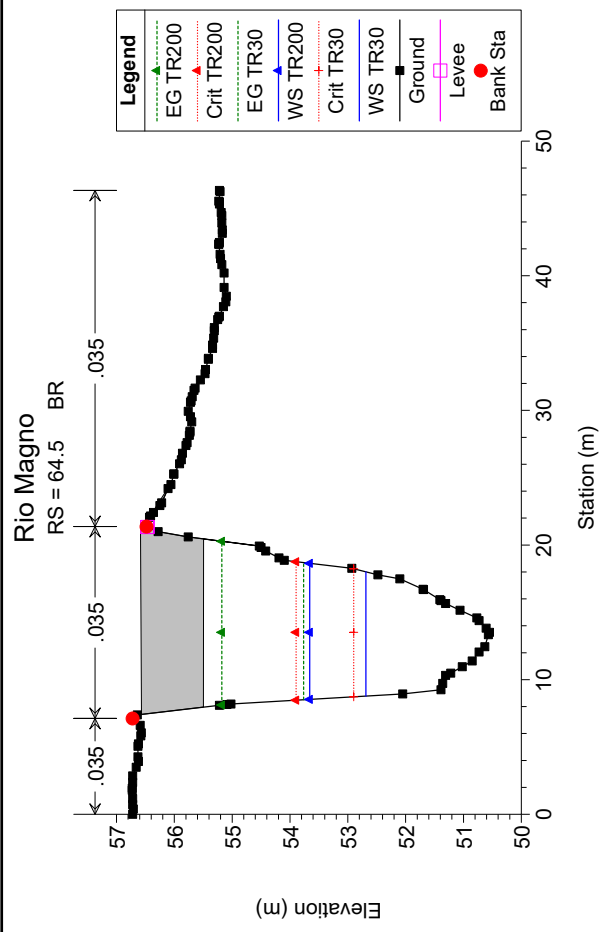
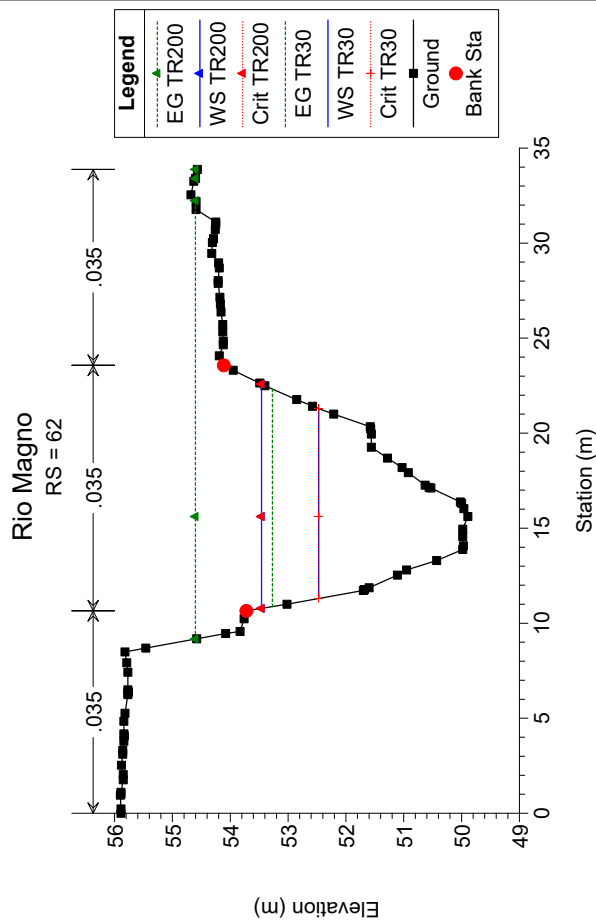
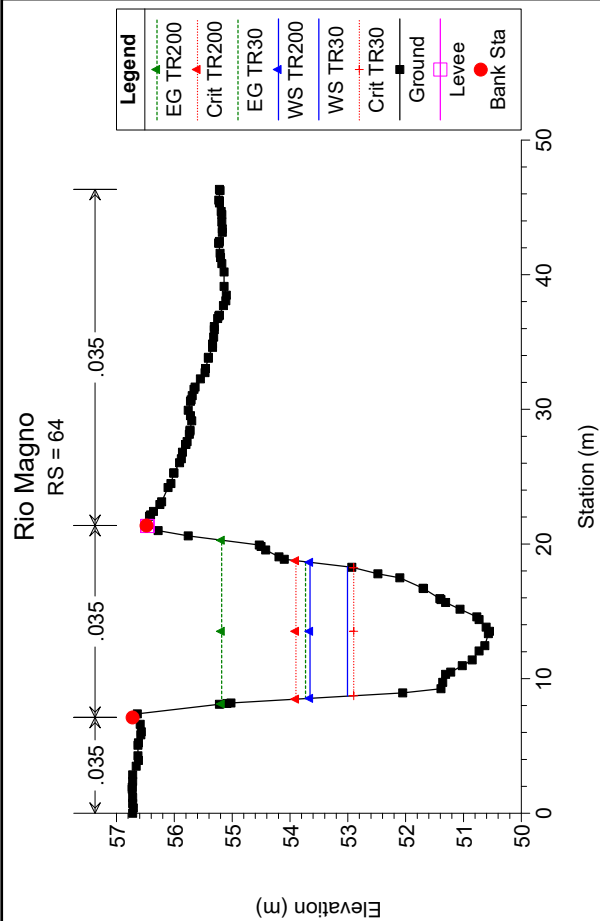
### Rio Magno

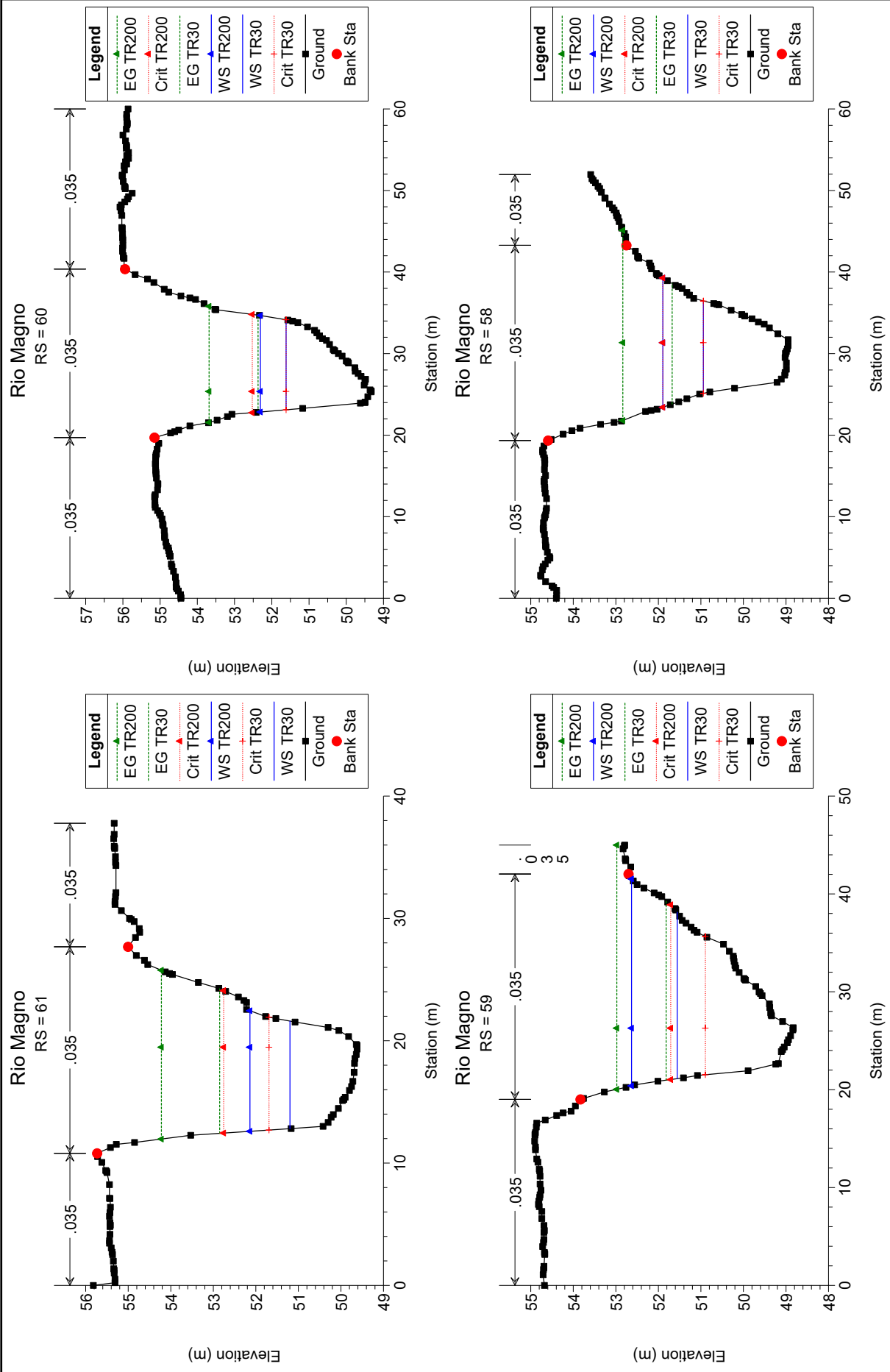
RS = 69



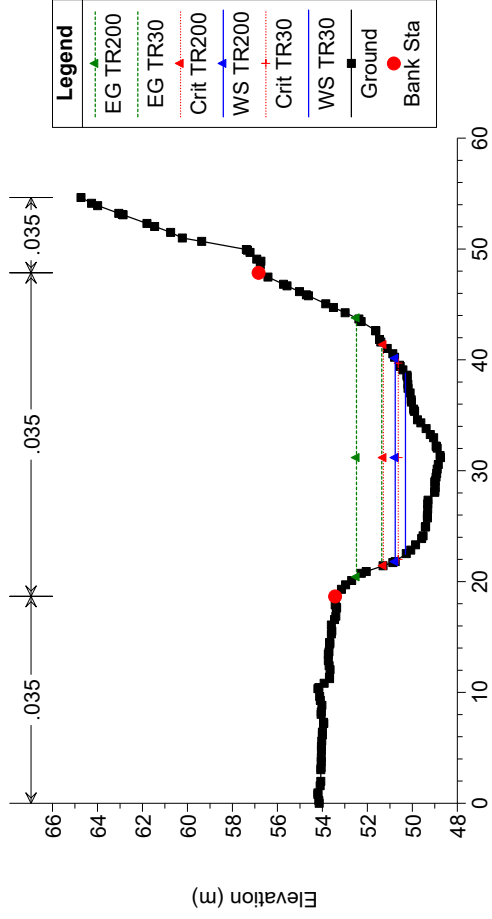




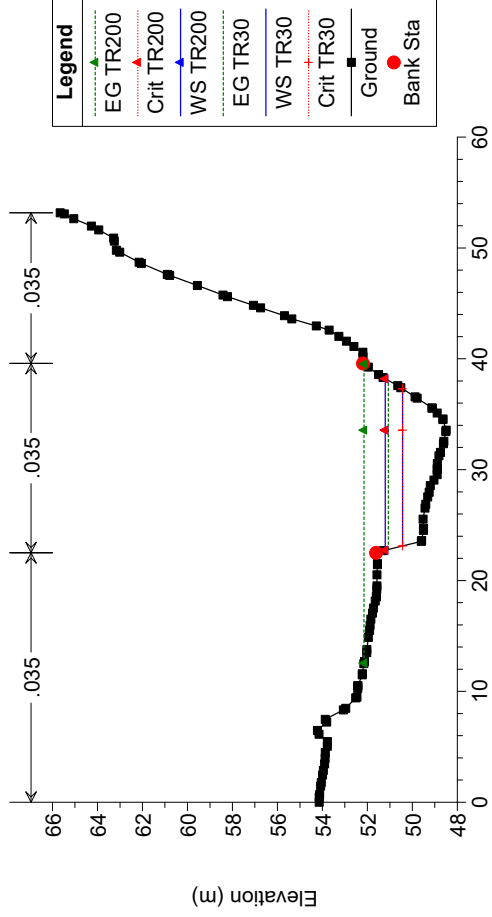




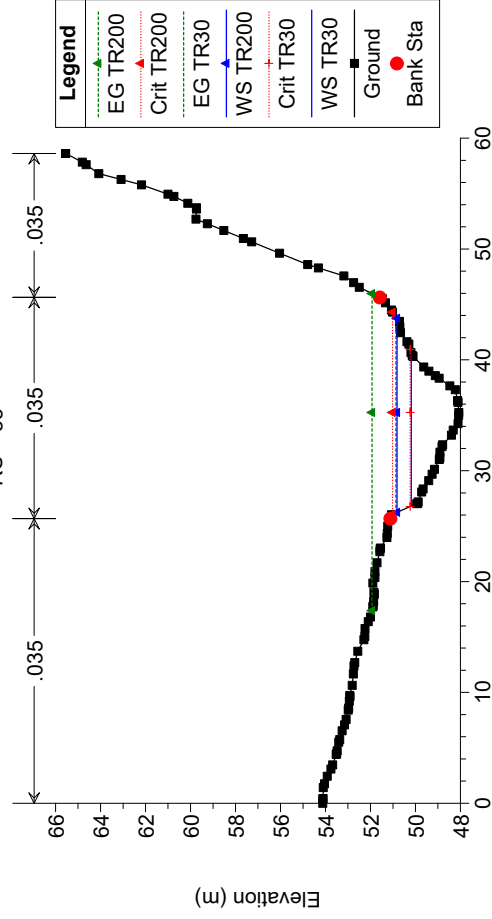
Rio Magno  
RS = 57



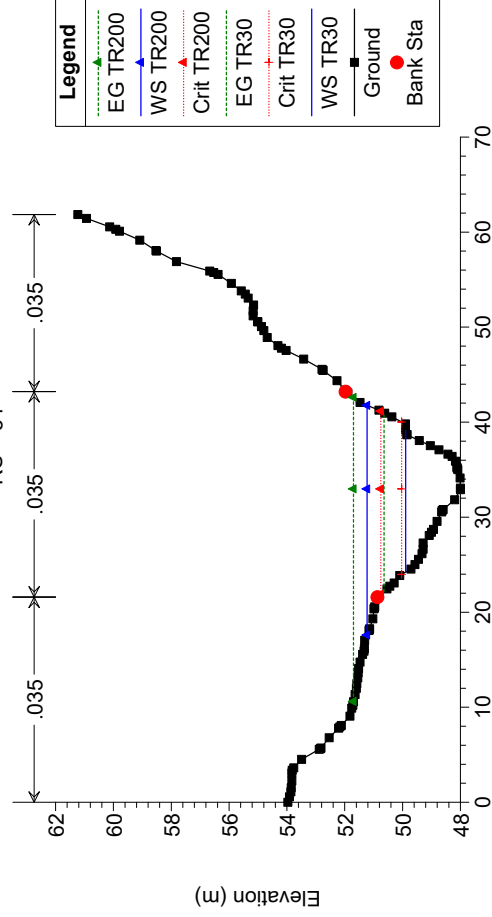
Rio Magno  
RS = 56



Rio Magno  
RS = 55

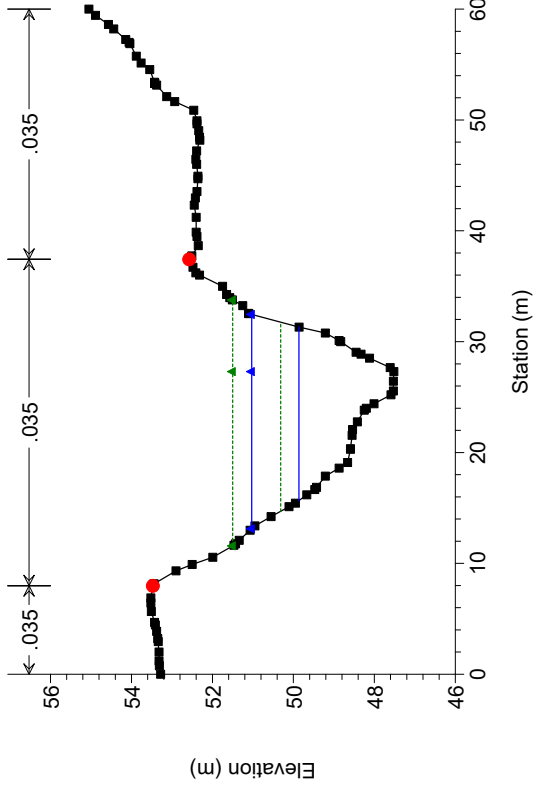


Rio Magno  
RS = 54



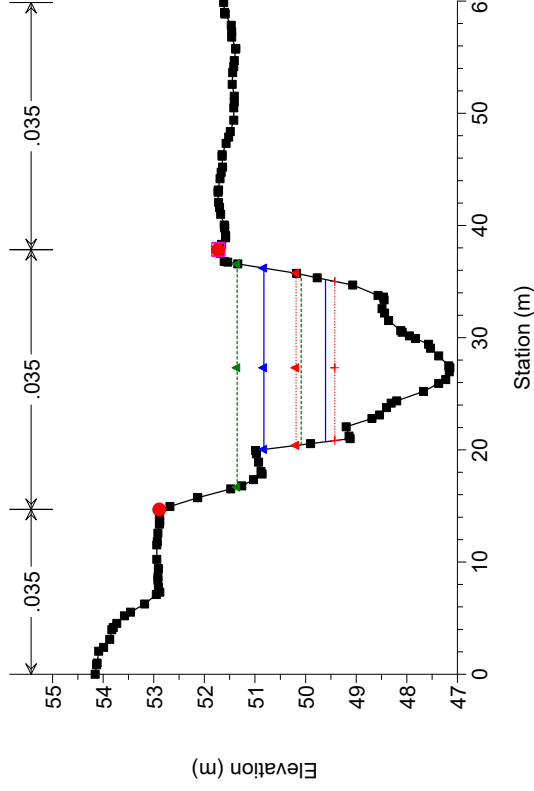
### Rio Magno

RS = 52



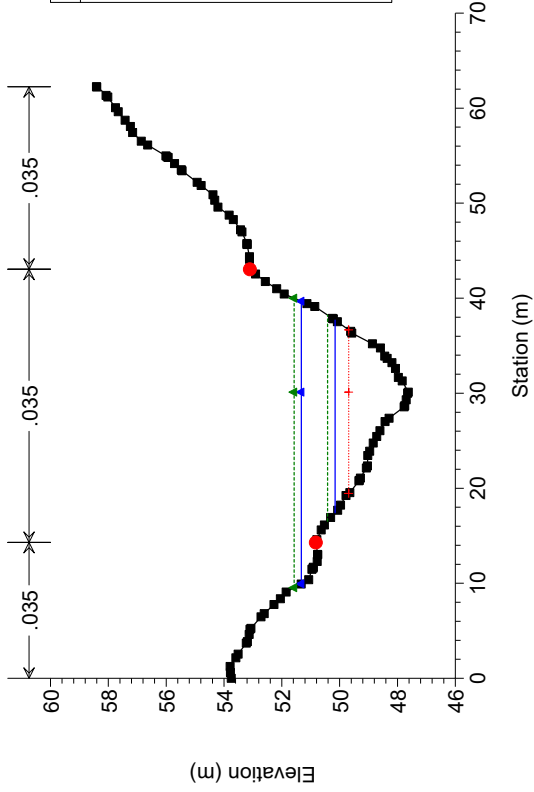
### Rio Magno

RS = 50



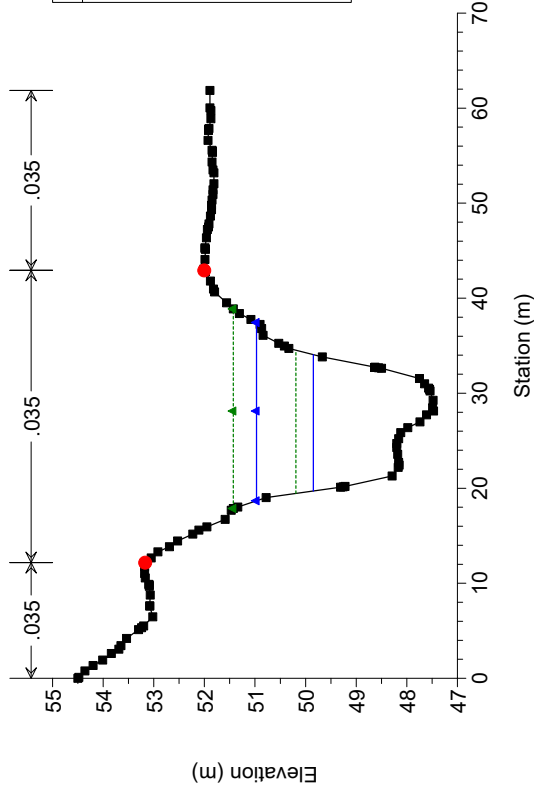
### Rio Magno

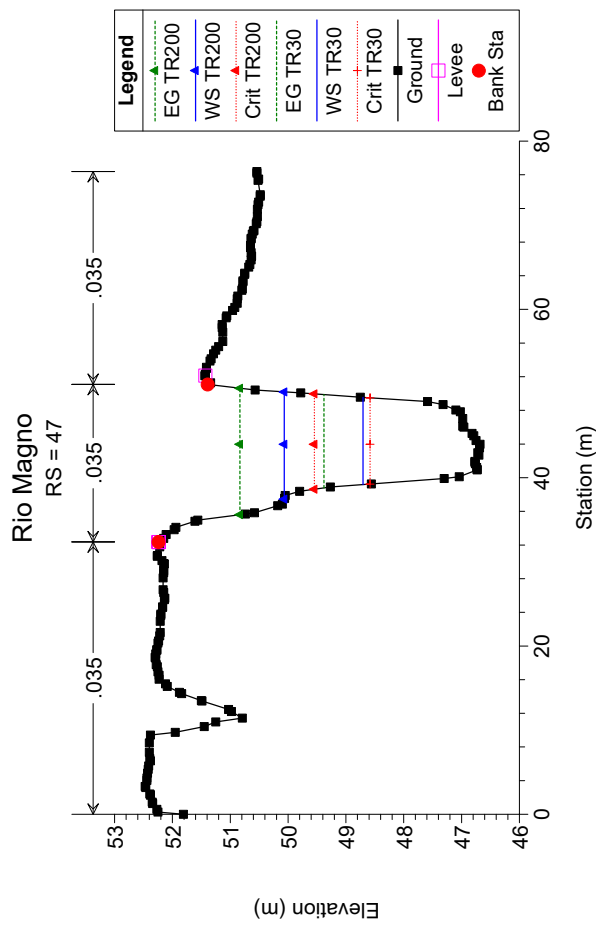
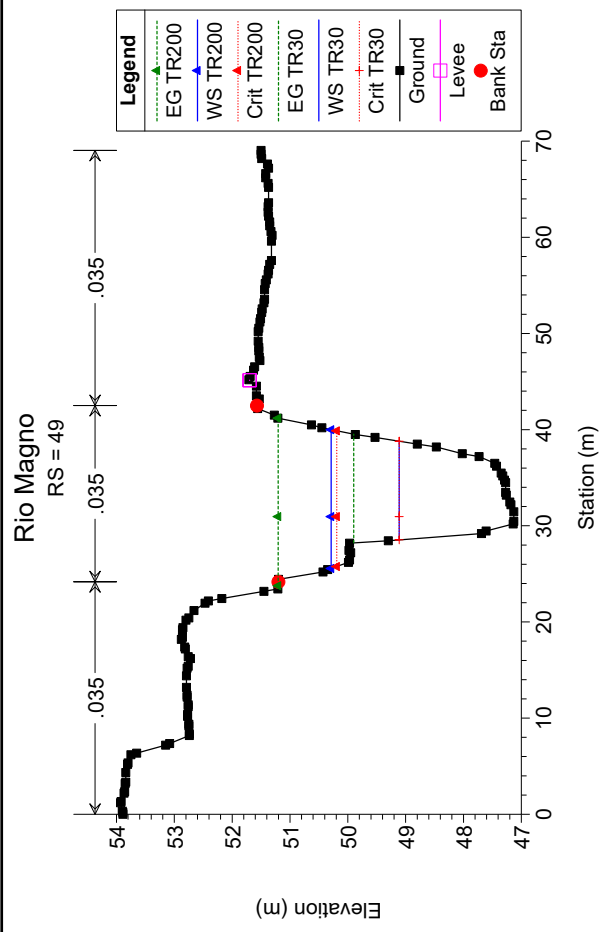
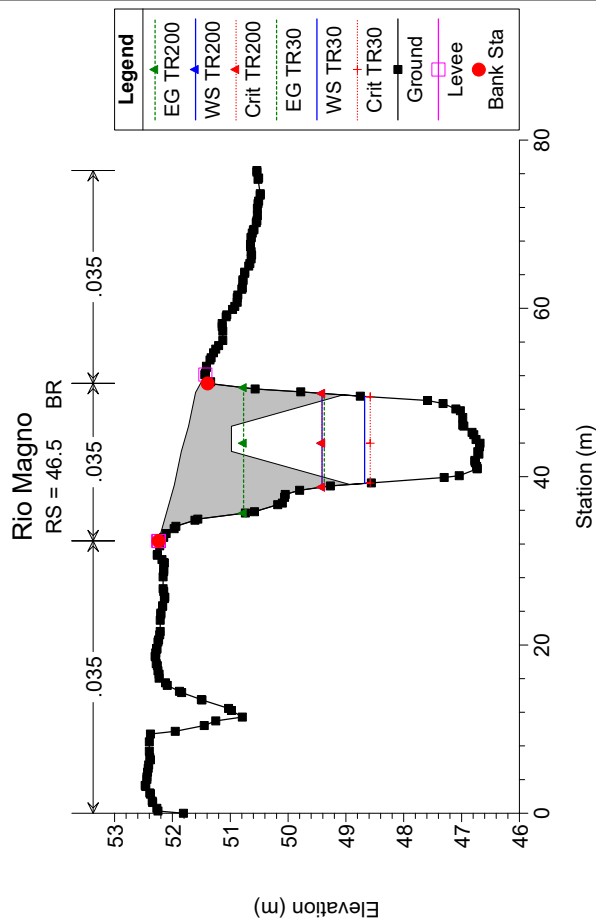
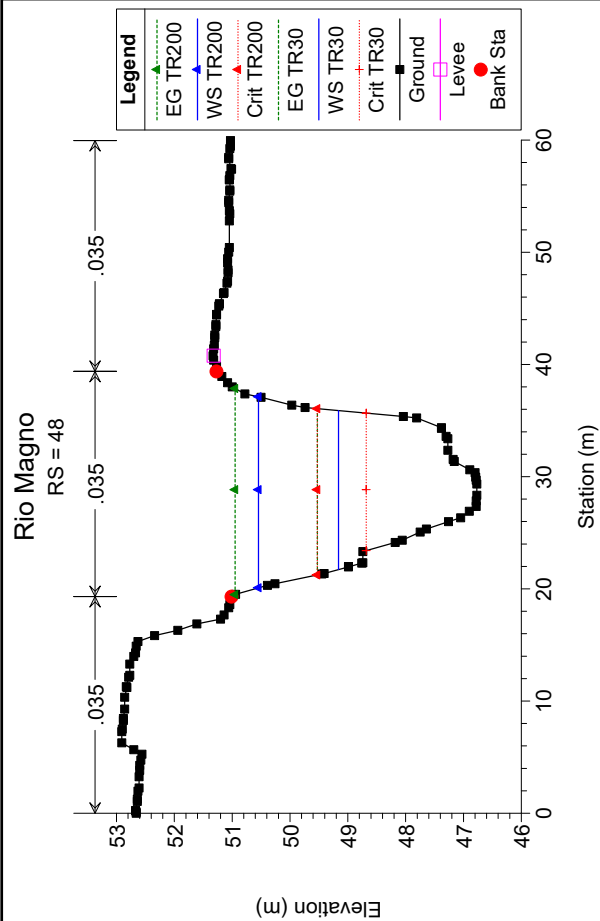
RS = 53



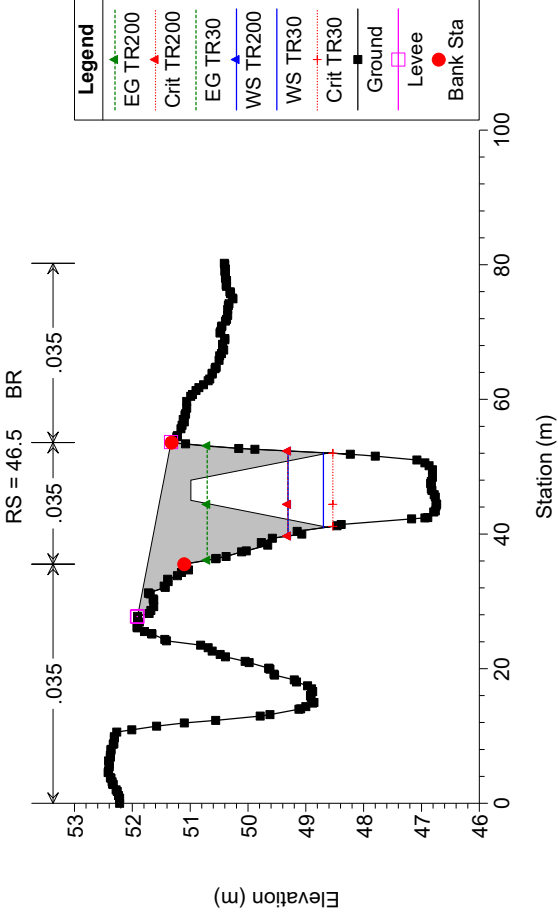
### Rio Magno

RS = 51

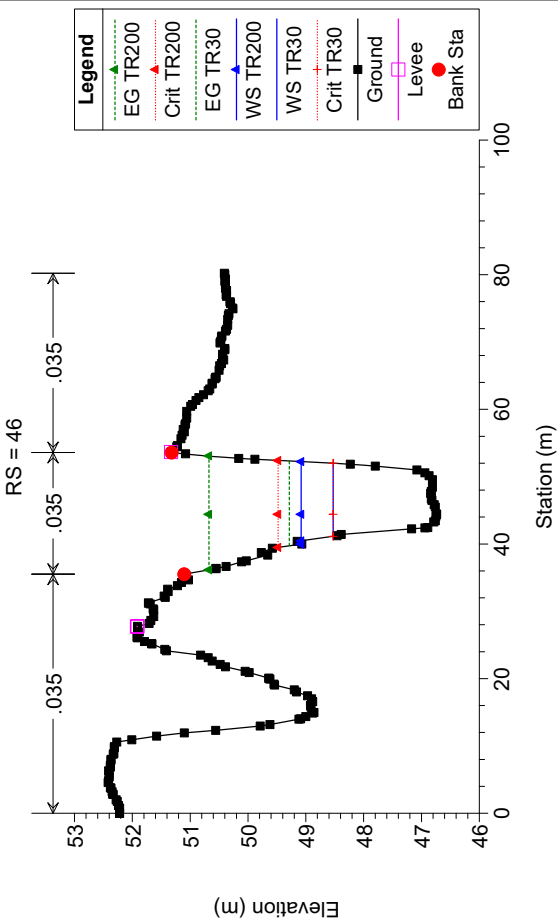




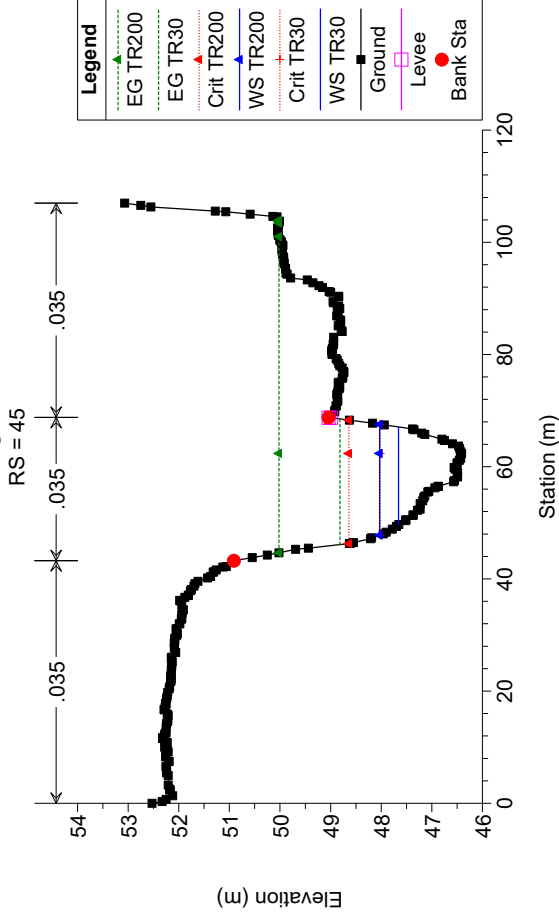
Rio Magno  
RS = 46.5 BR



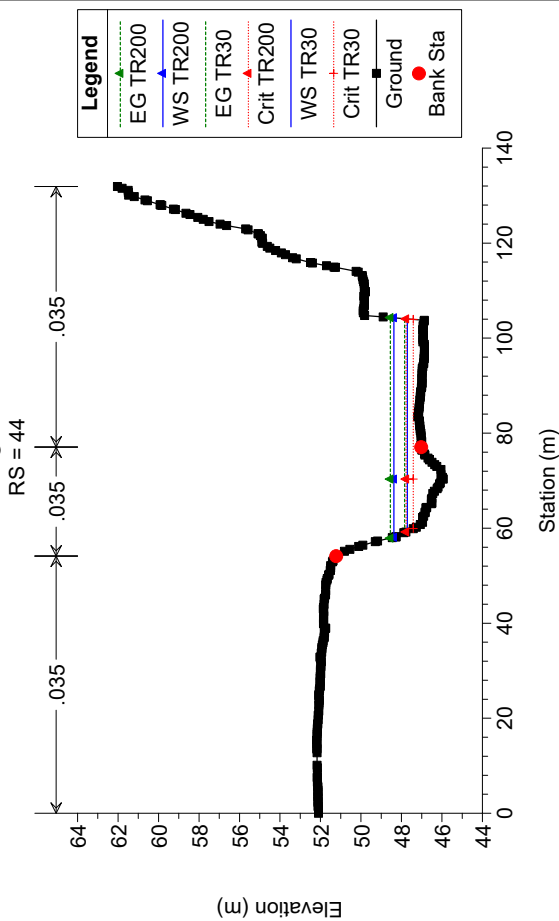
Rio Magno  
RS = 46

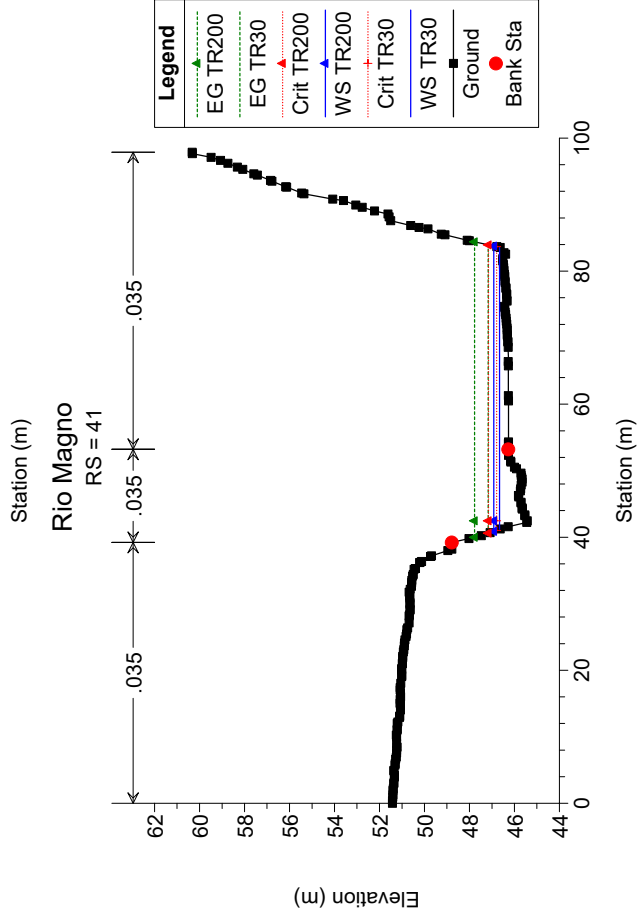
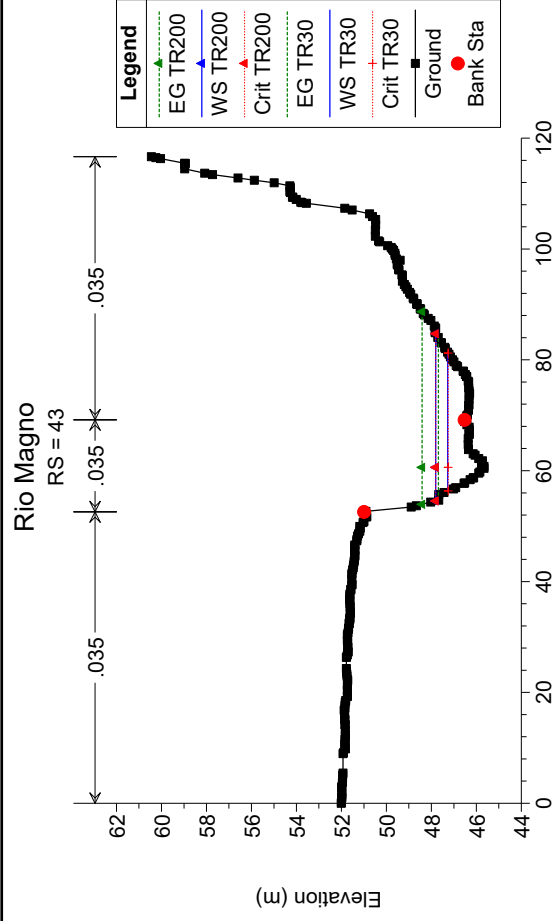
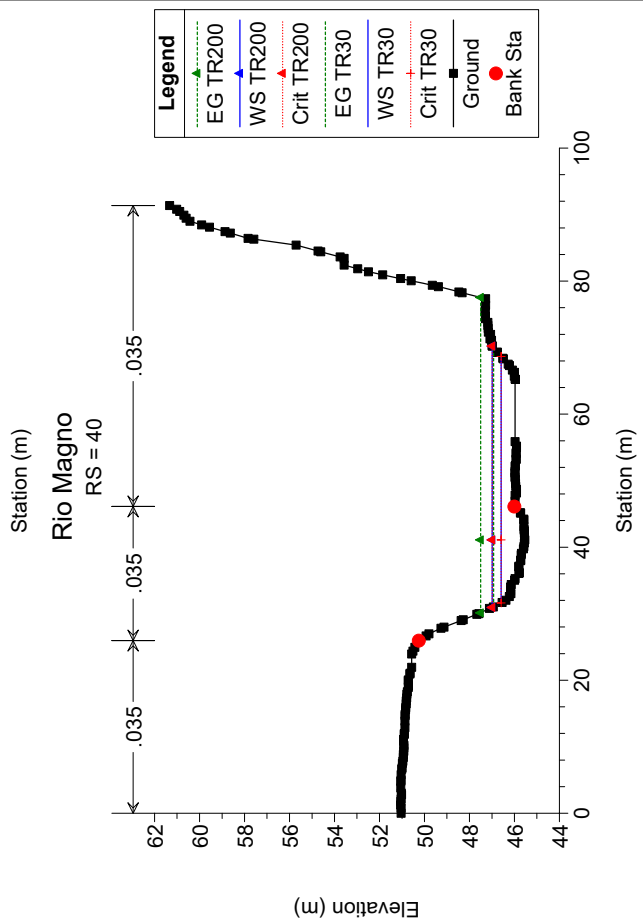
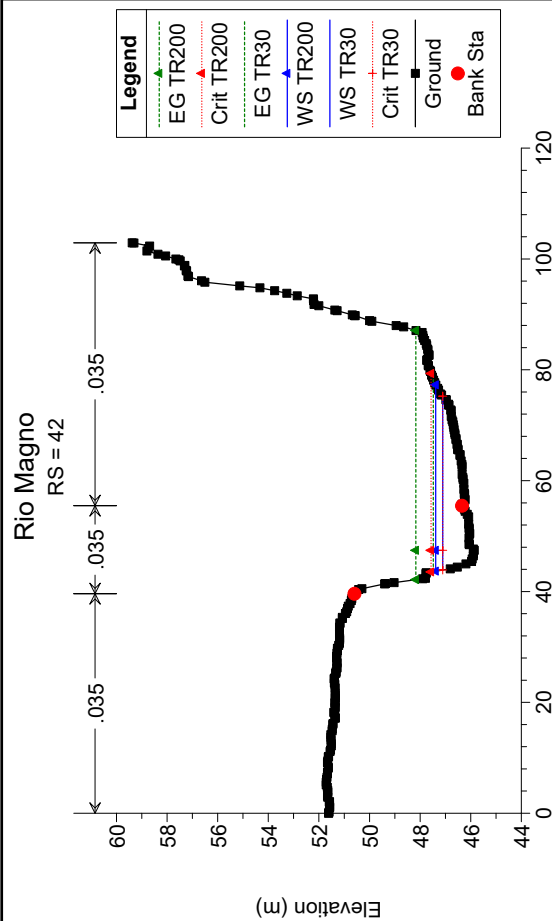


Rio Magno  
RS = 45



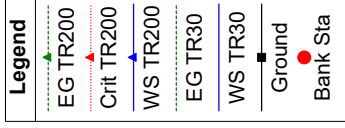
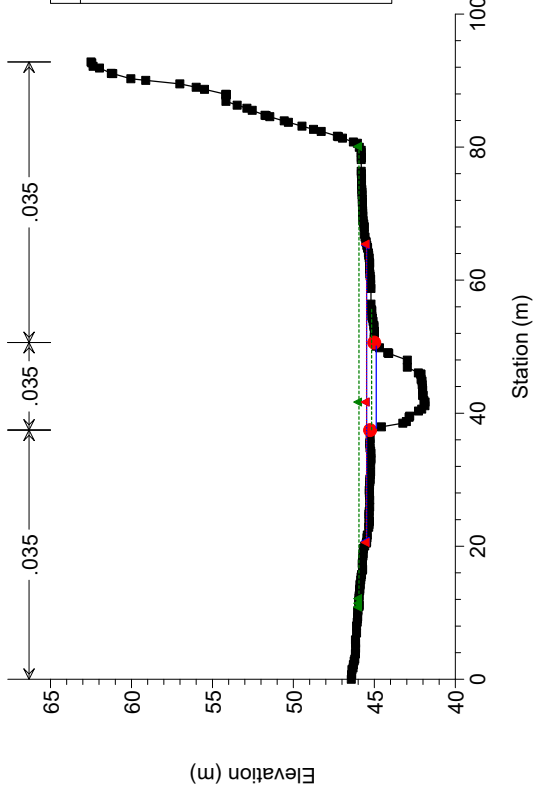
Rio Magno  
RS = 44





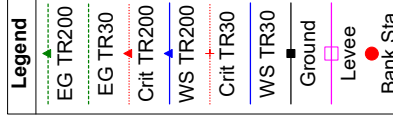
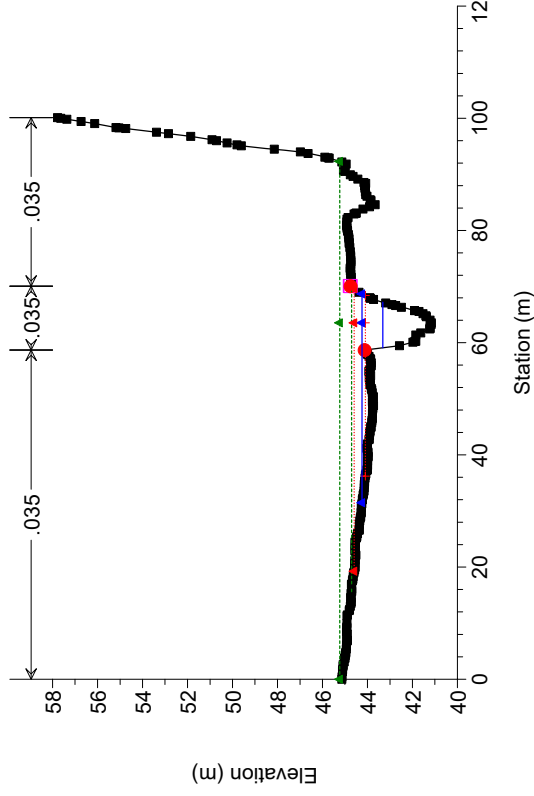
### Rio Magno

RS = 38



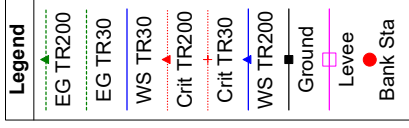
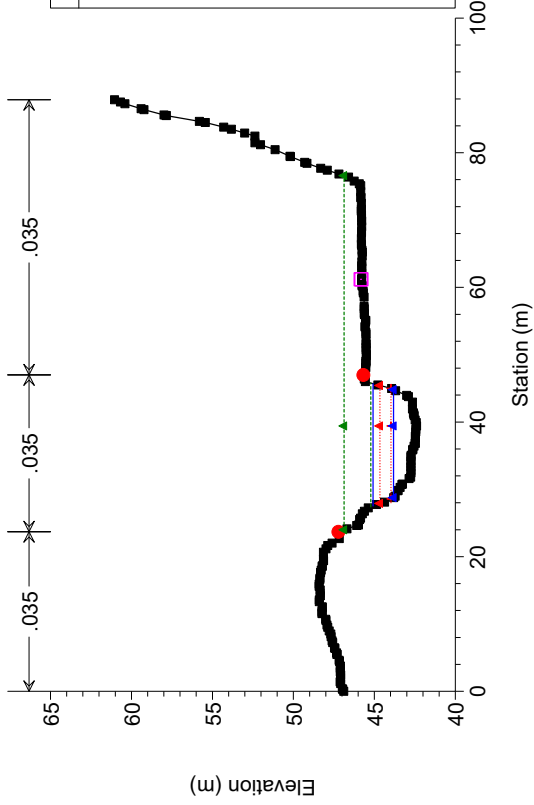
### Rio Magno

RS = 36



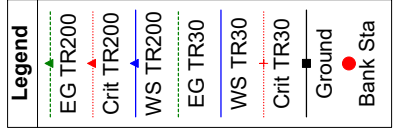
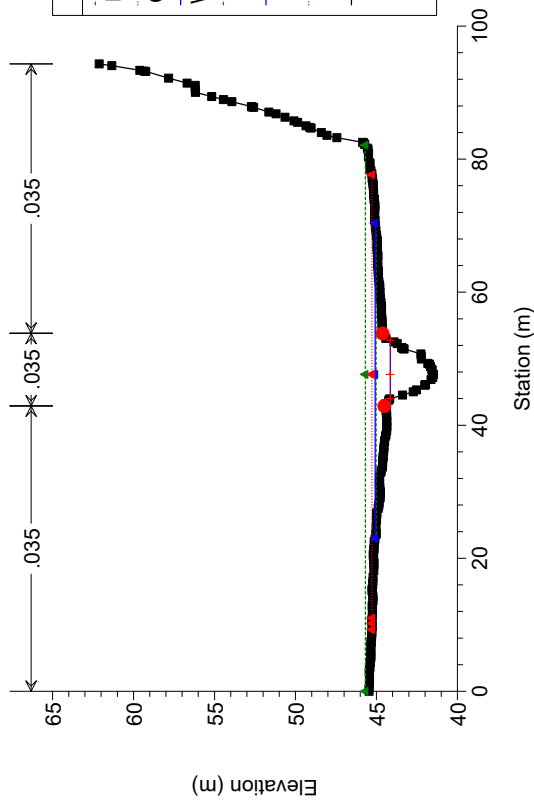
### Rio Magno

RS = 39



### Rio Magno

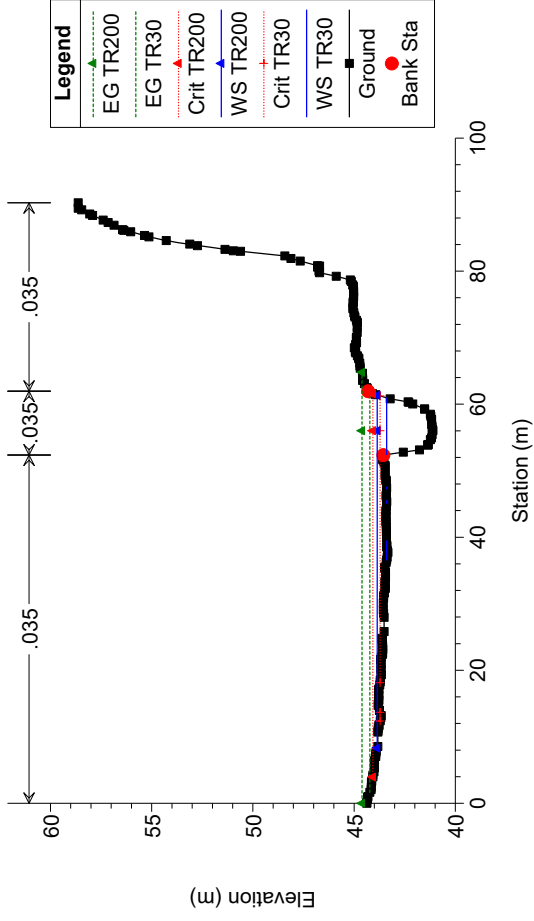
RS = 37





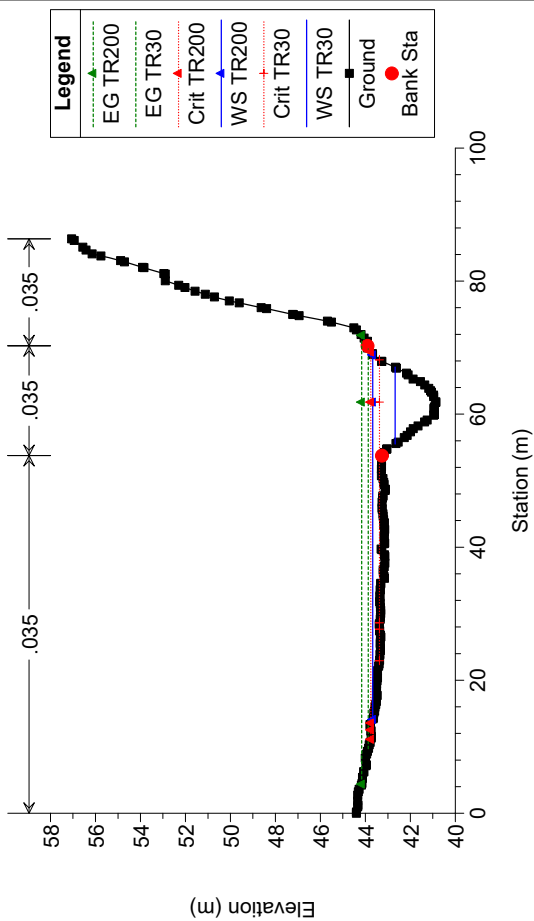
Rio Magno

RS = 35



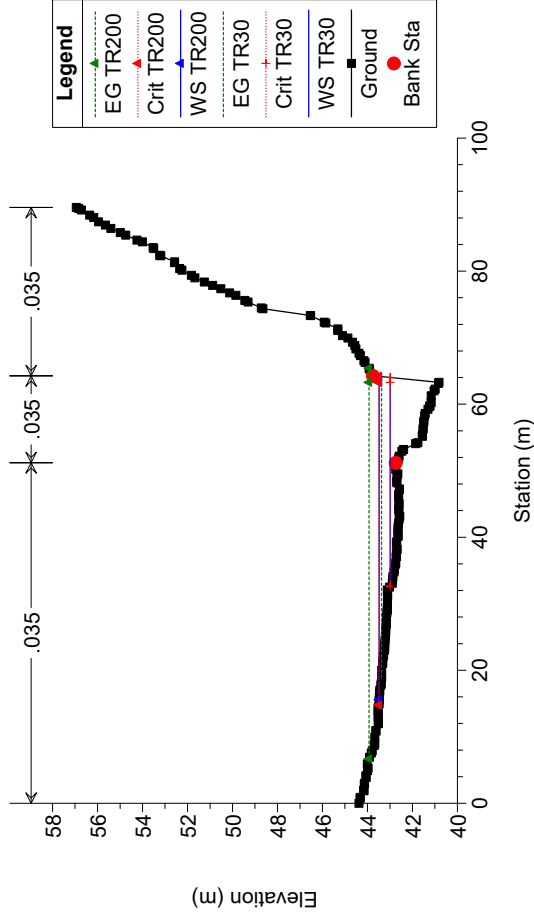
Rio Magno

RS = 34



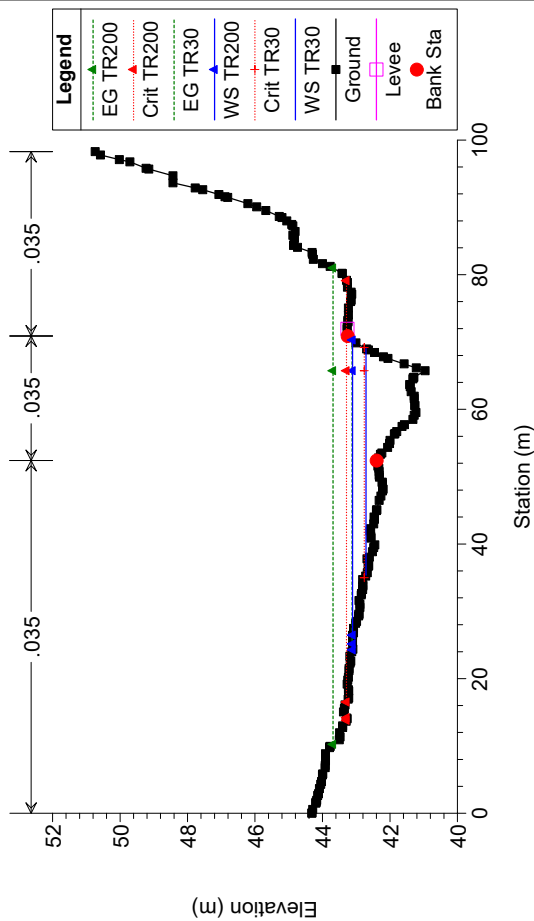
Rio Magno

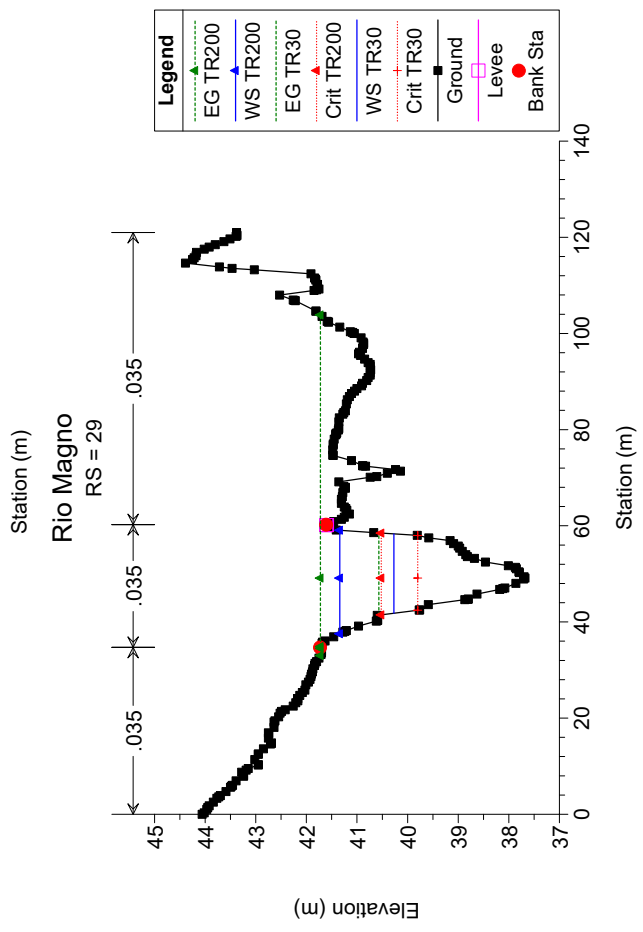
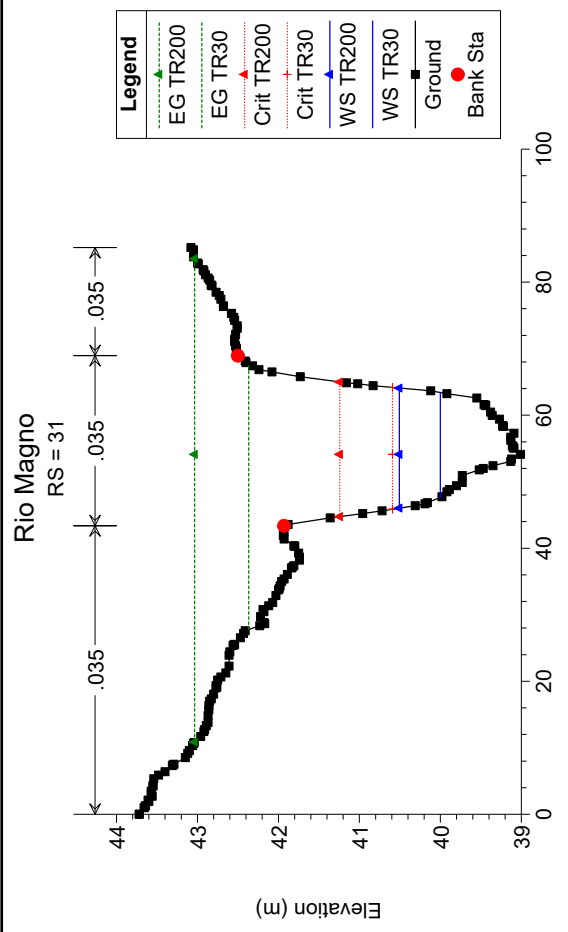
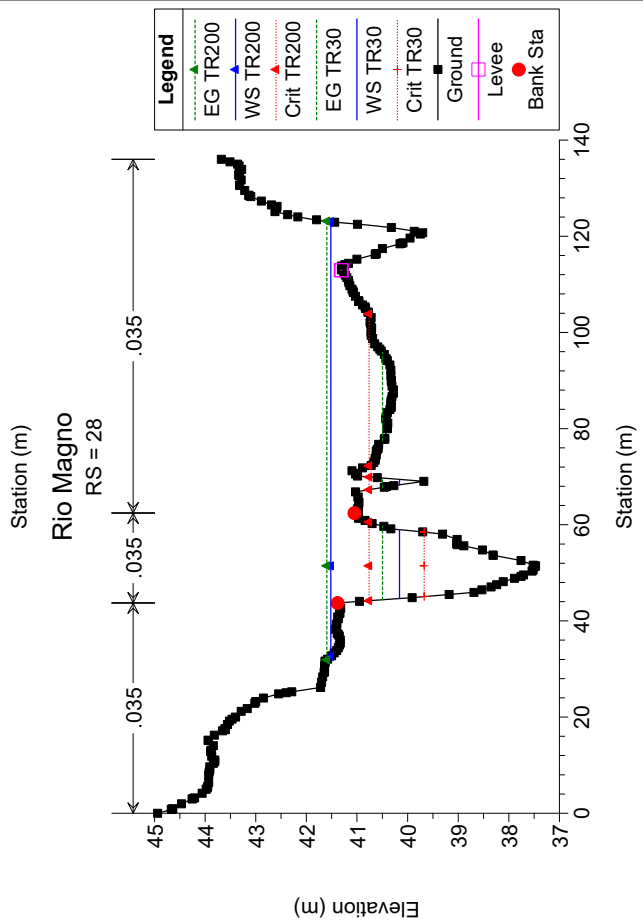
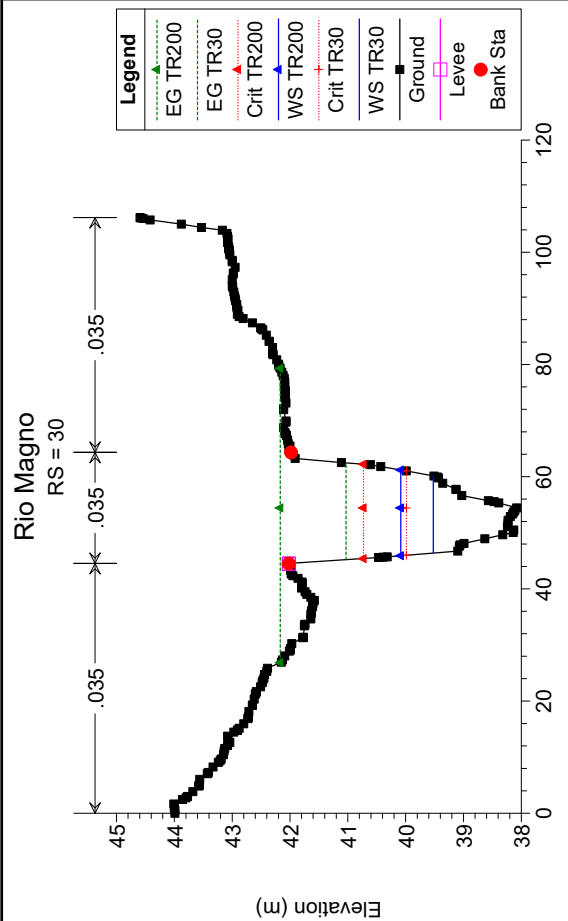
RS = 33



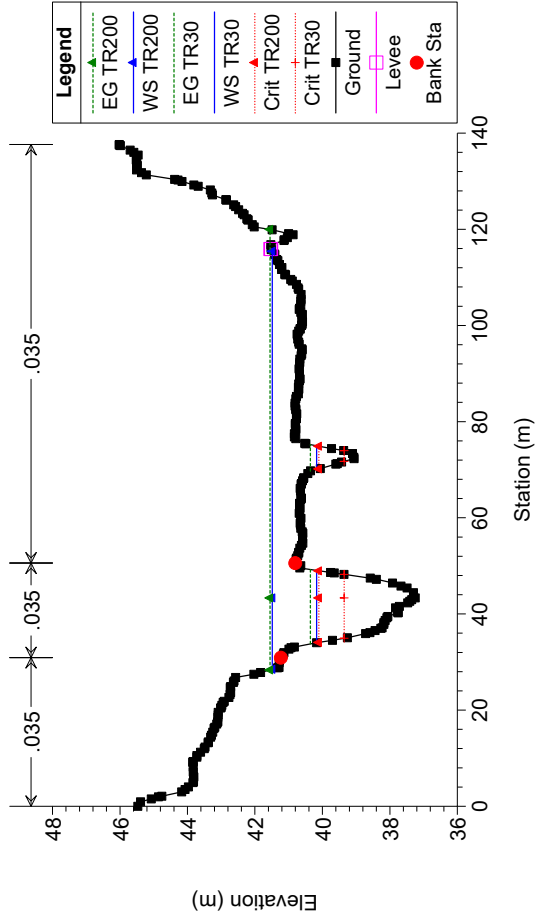
Rio Magno

RS = 32

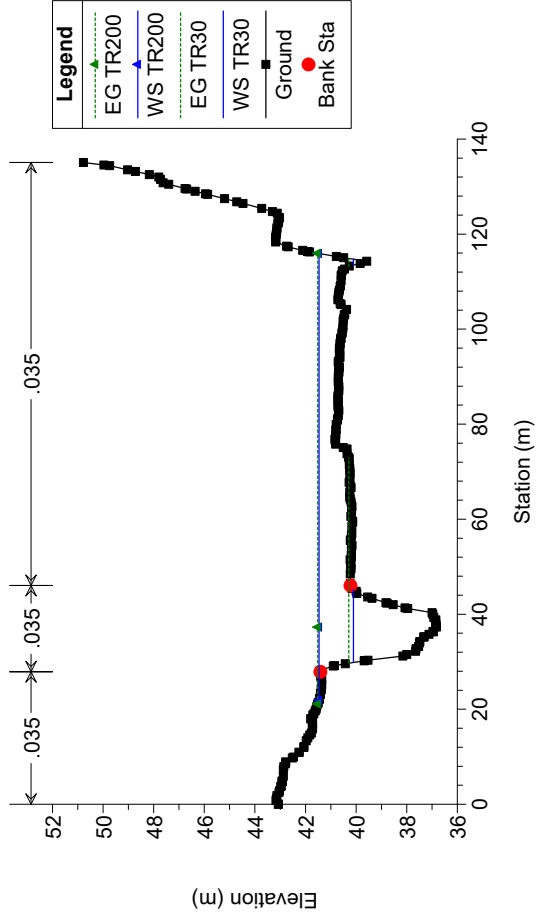




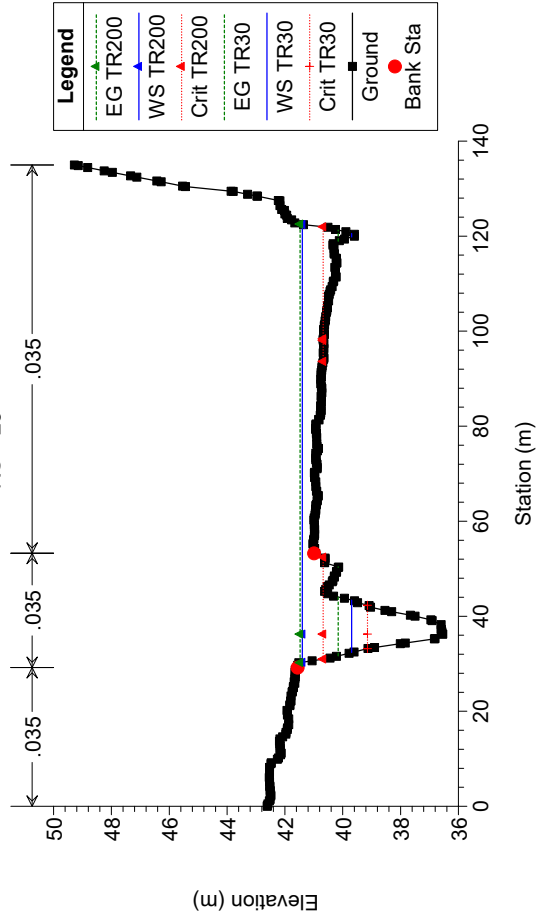
Rio Magno  
RS = 27



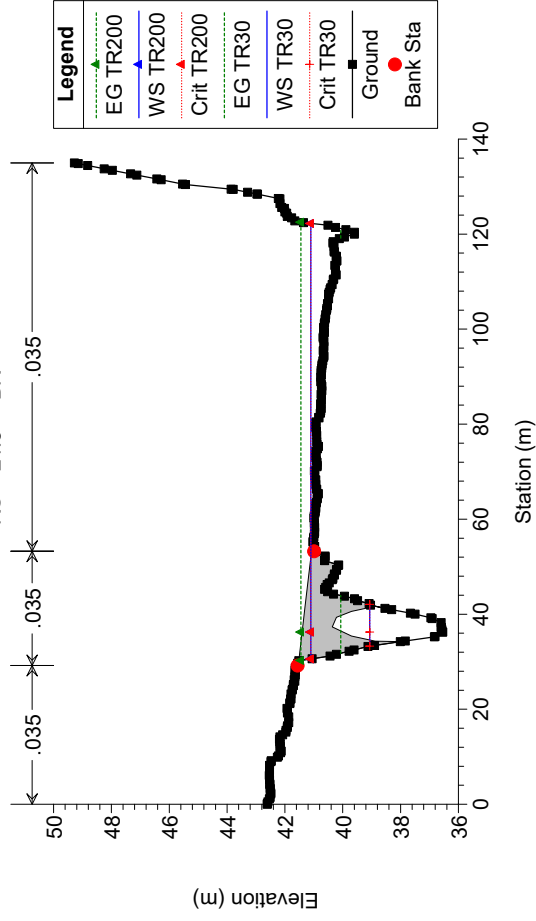
Rio Magno  
RS = 26



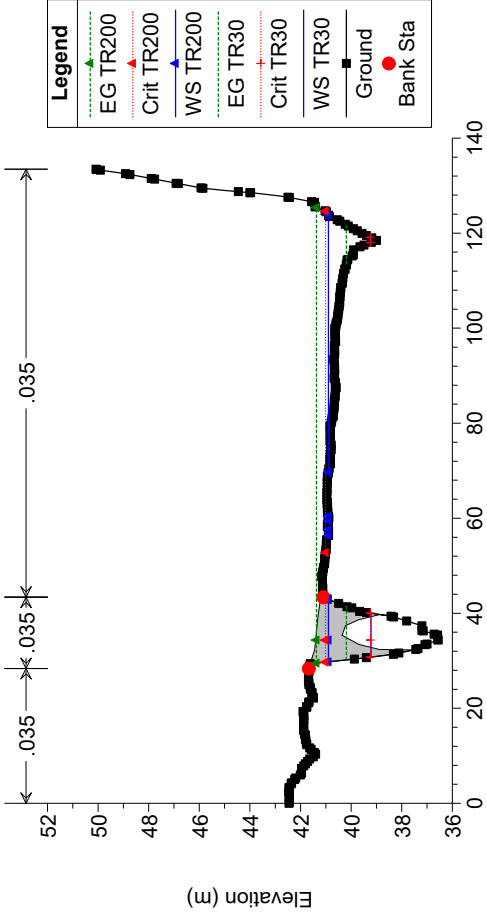
Rio Magno  
RS = 25



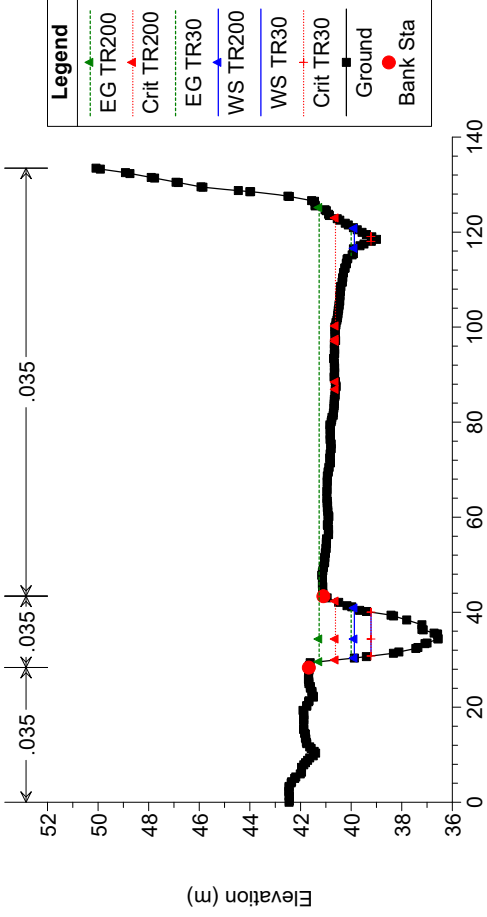
Rio Magno  
RS = 24.5 BR



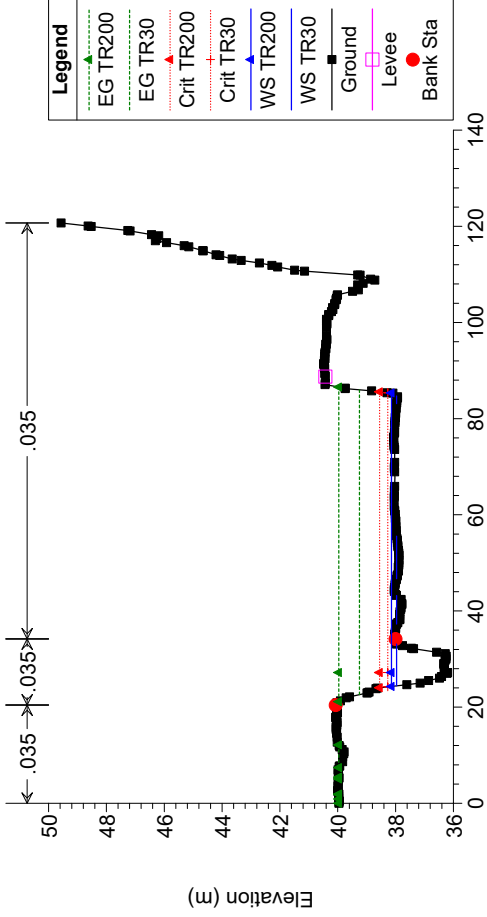
Rio Magno  
RS = 24.5 BR



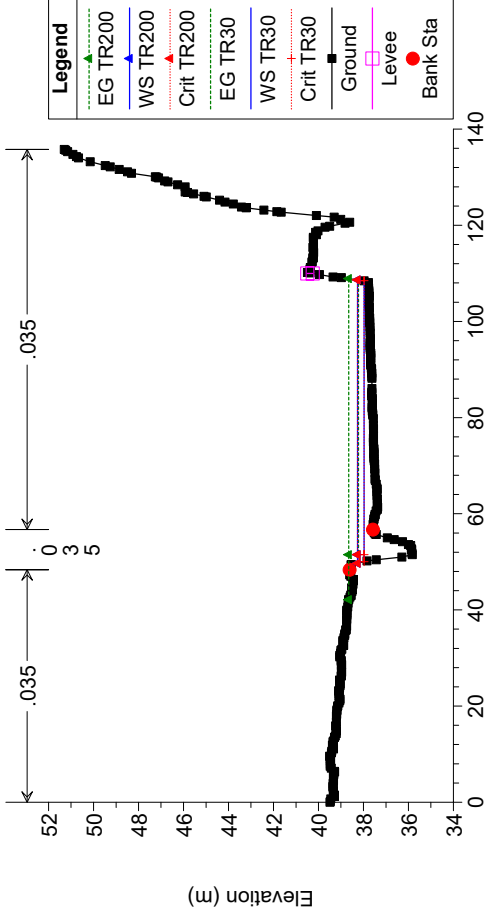
Rio Magno  
RS = 24

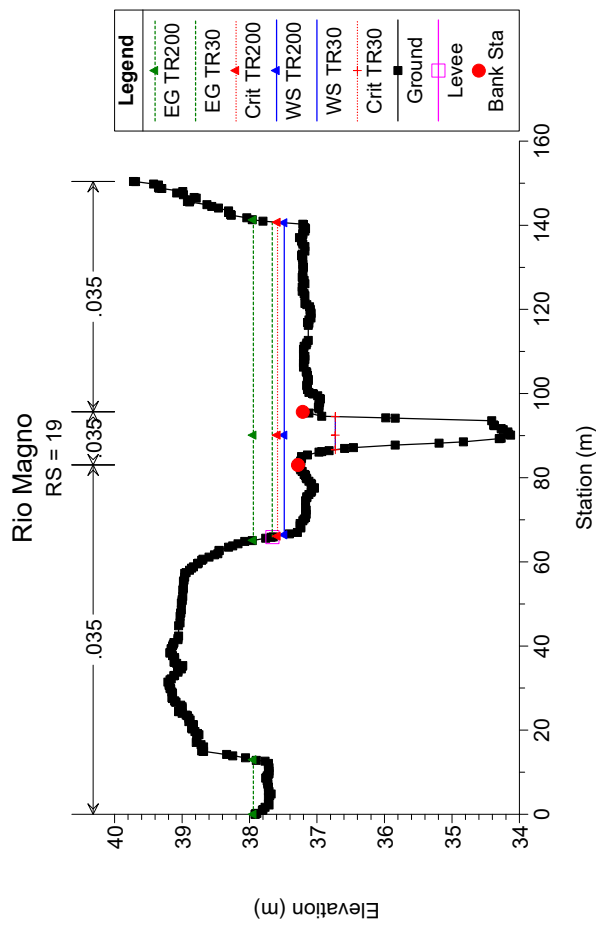
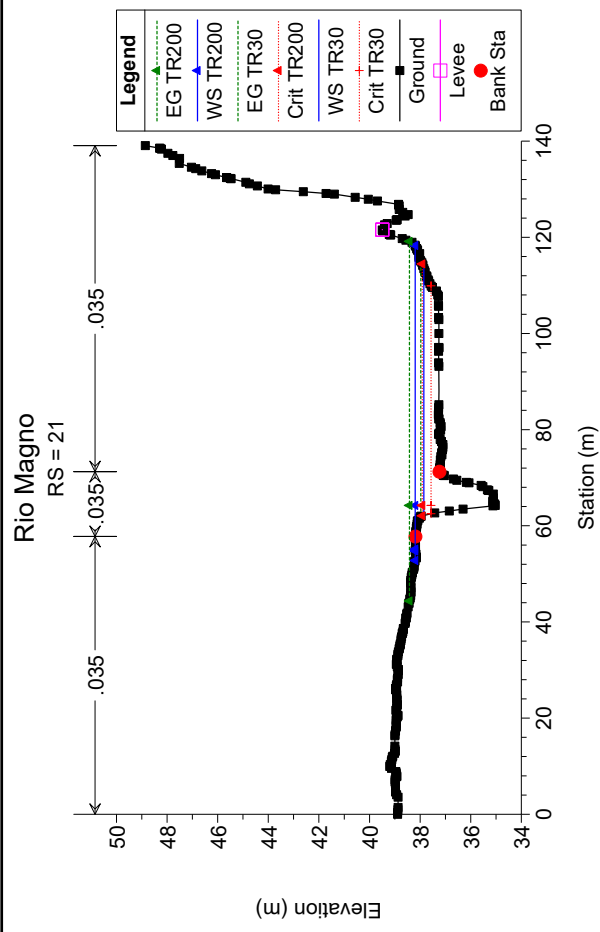
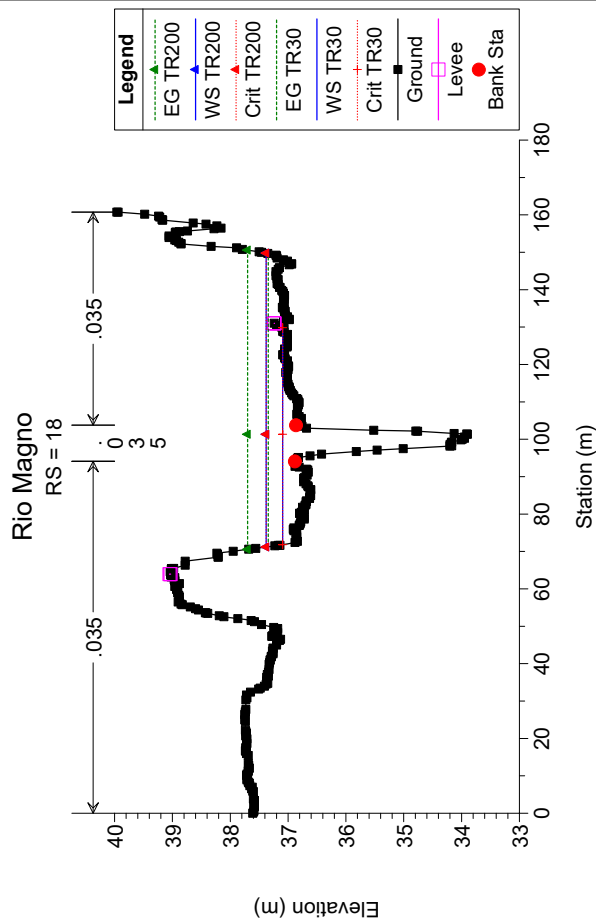
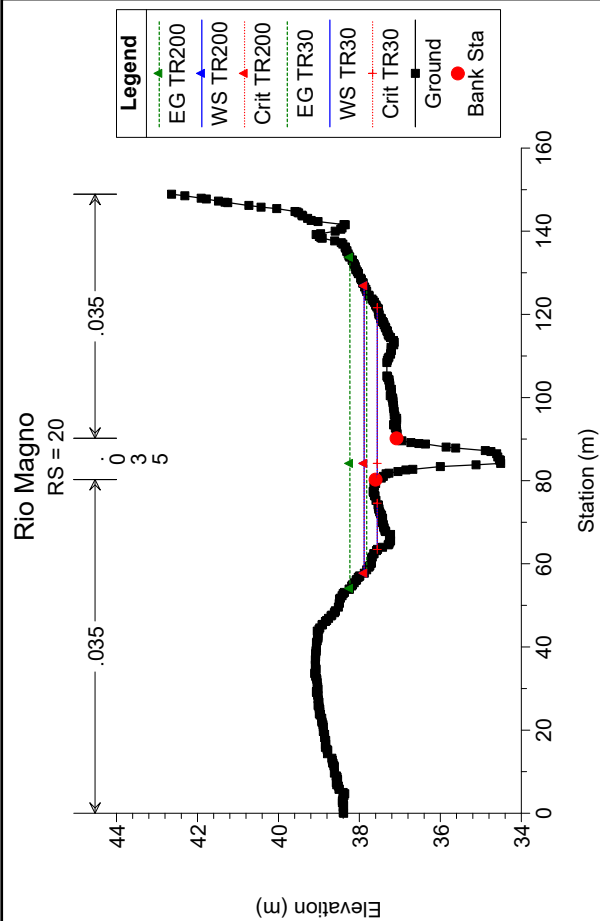


Rio Magno  
RS = 23



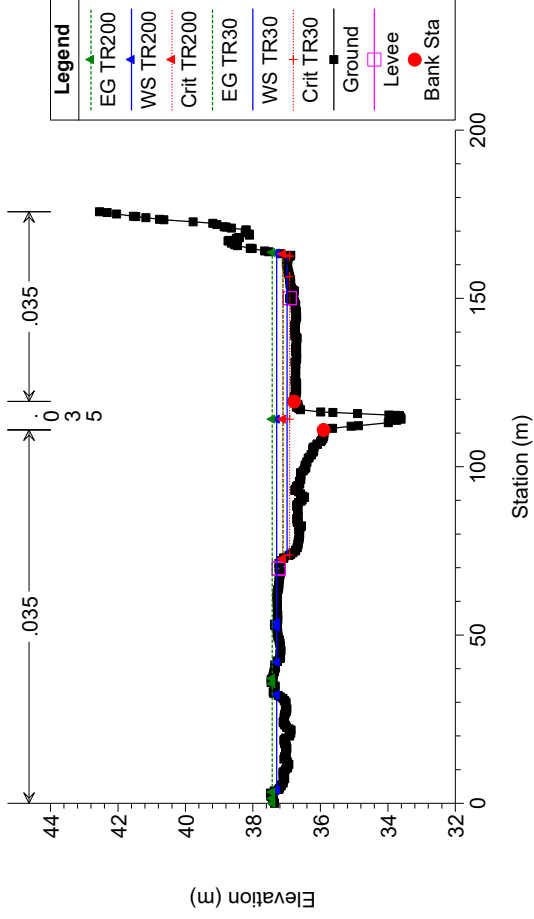
Rio Magno  
RS = 22





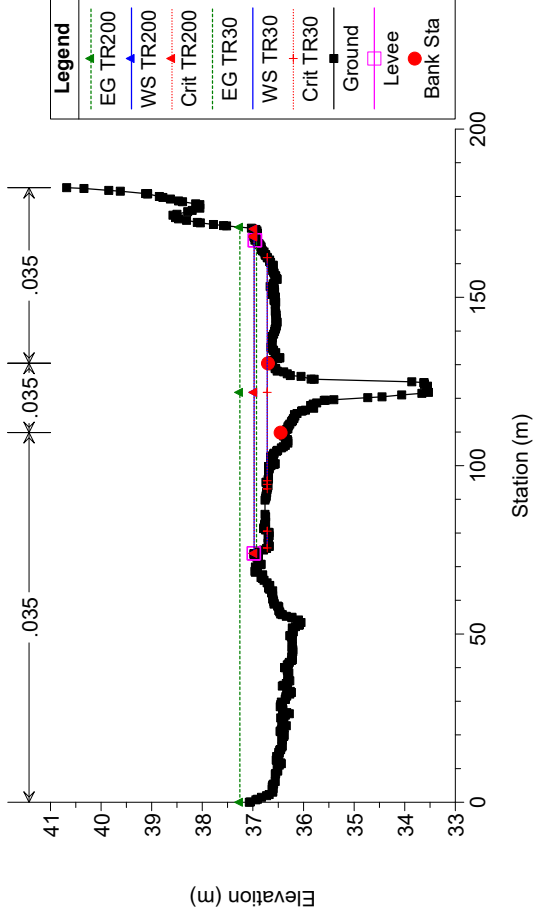
### Rio Magno

RS = 17



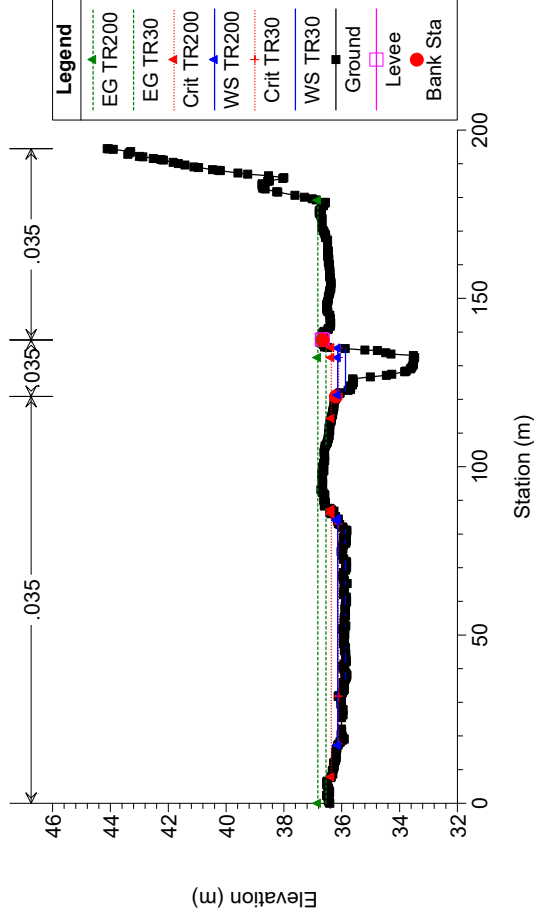
### Rio Magno

RS = 16



### Rio Magno

RS = 15



### Rio Magno

RS = 14

